

RivalIQ + QUID

2024 Higher Education Social Media Engagement Report

Full D1 and D2 Higher Education Social Media Rankings




2024 Higher Education Social Media Engagement Report

Everything your school needs to rock on social 🎓

We've got the full rankings for every D1 and D2 college and university on Instagram, Facebook, Twitter, and TikTok, so you can see exactly how your school measures up.

Read on for the full rankings and a spotlight on what made the top 10 schools shine on social.

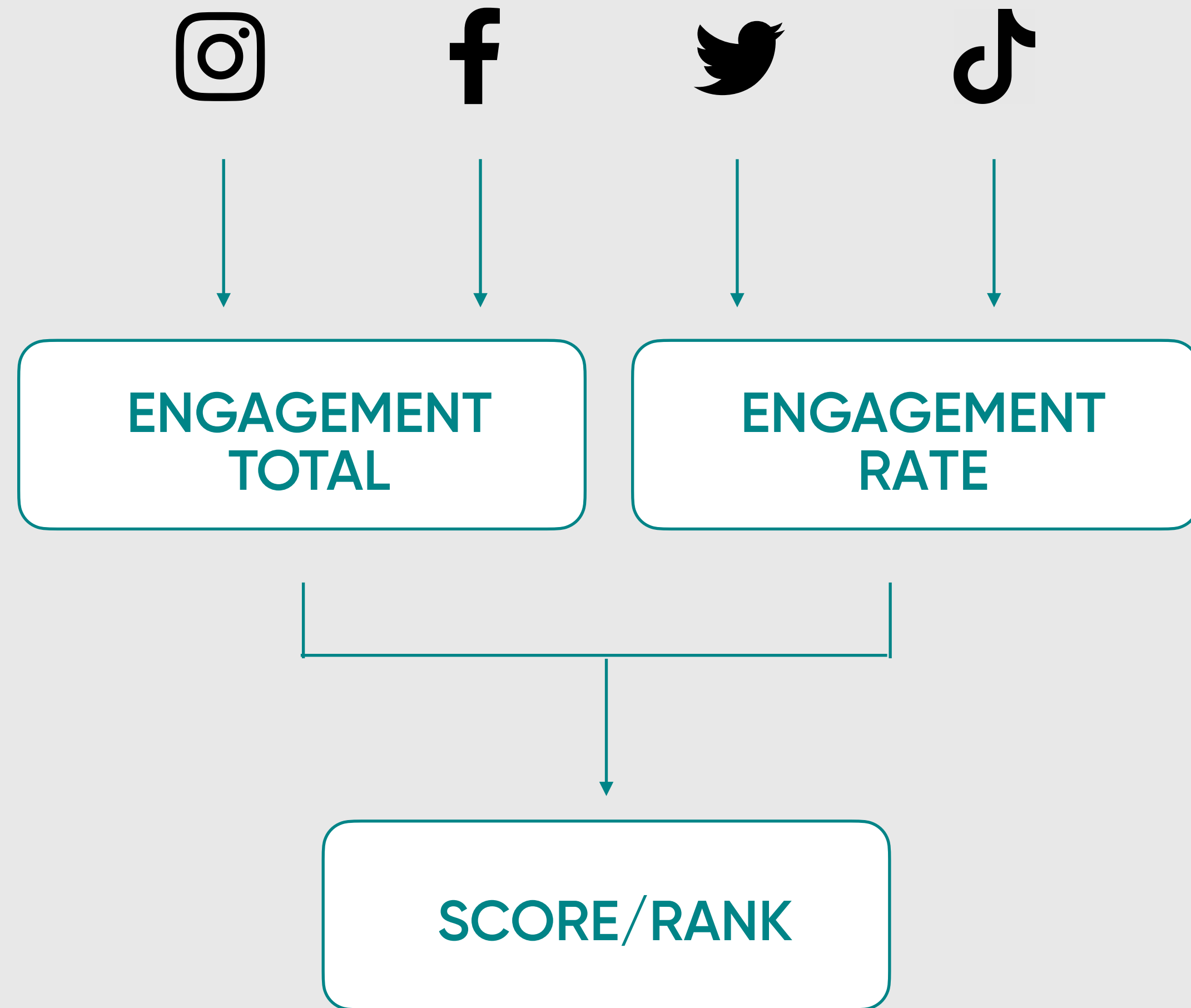


Rankings and Methodology

We surveyed 668 D1 and D2 colleges and universities between June 1, 2023 and May 31, 2024 on Instagram, Facebook, Twitter, and TikTok. Using this data and a weighted formula, we generated an overall engagement ranking for each school that blends total engagement and engagement rates.

The top-ranked colleges and universities on social media have high engagement rates with average or better audience size and posting volumes.

[Read the full report online »](#)



What Did We Analyze?

DATA SET INCLUDES

668

D1 AND D2 COLLEGES AND UNIVERSITIES

IN BETWEEN THE MONTHS OF



COMPRISING

790K
POSTS

276M
ENGAGEMENTS

RivalIQ + QUID

Top 10 Colleges and Universities

DIVISION I



#1



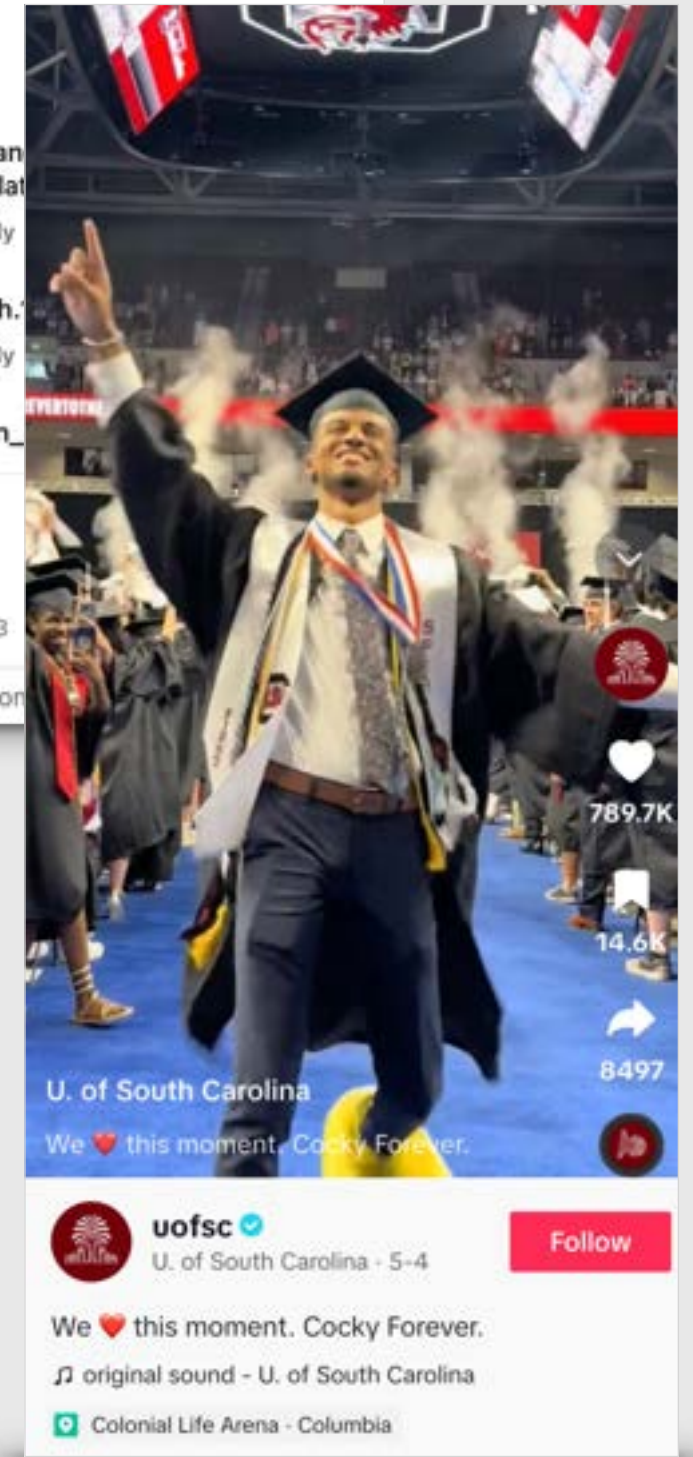
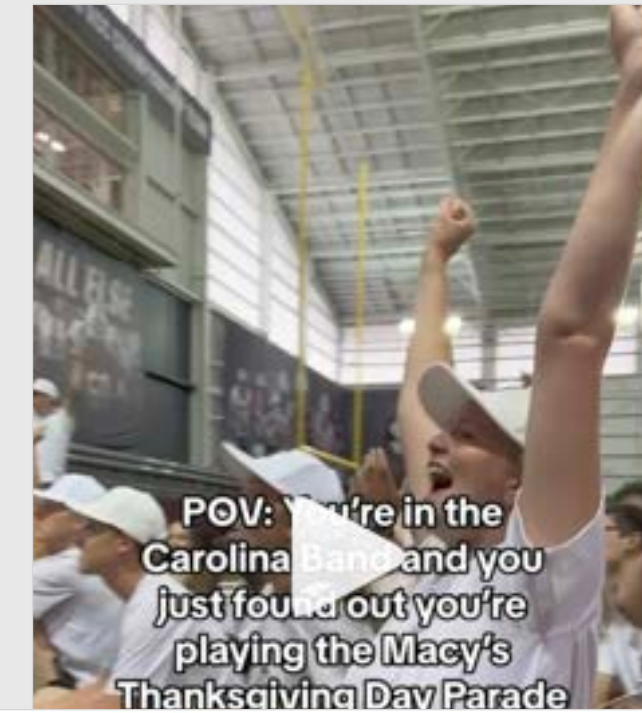
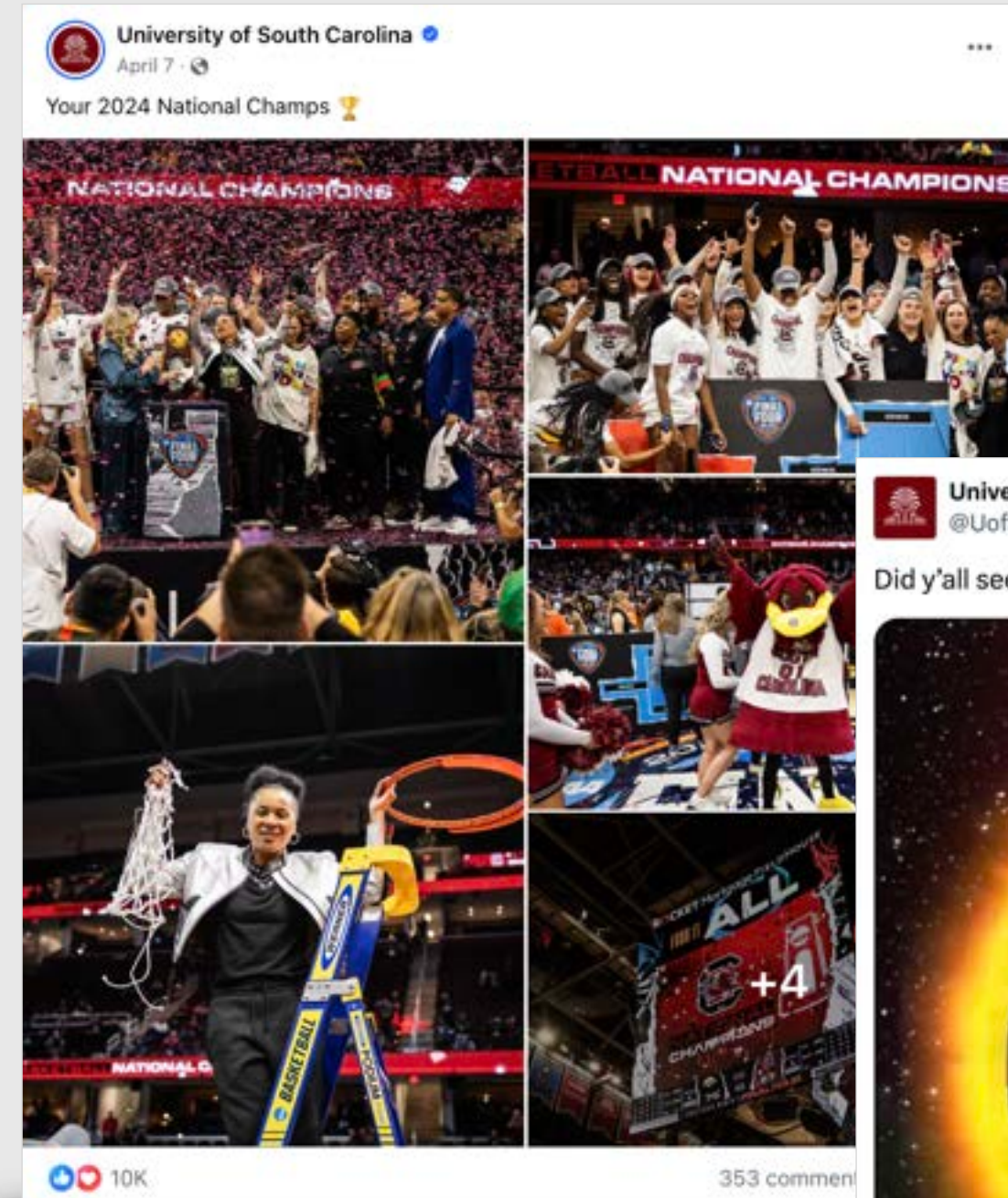
University of South Carolina, Columbia

DIVISION I

Instagram #29 | Facebook #10 | Twitter #3 | TikTok #1

There is a new higher-ed social media champion in town! 🏆 After consecutive years in our Top 10, the University of South Carolina is finally ranked No. 1 overall in our rankings. The Gamecocks dominated on TikTok and Twitter, with strong showings on Facebook and Instagram in their climb to the tippy top.

They're "cocky," and they have earned the right to be, thanks to a social media strategy that diversified content across every major social channel. South Carolina leveraged its National Champion women's basketball team, catchy short-form video, clever memes, and publishing just enough viral posts to rack up the engagements in 2024.



#2



University of Connecticut

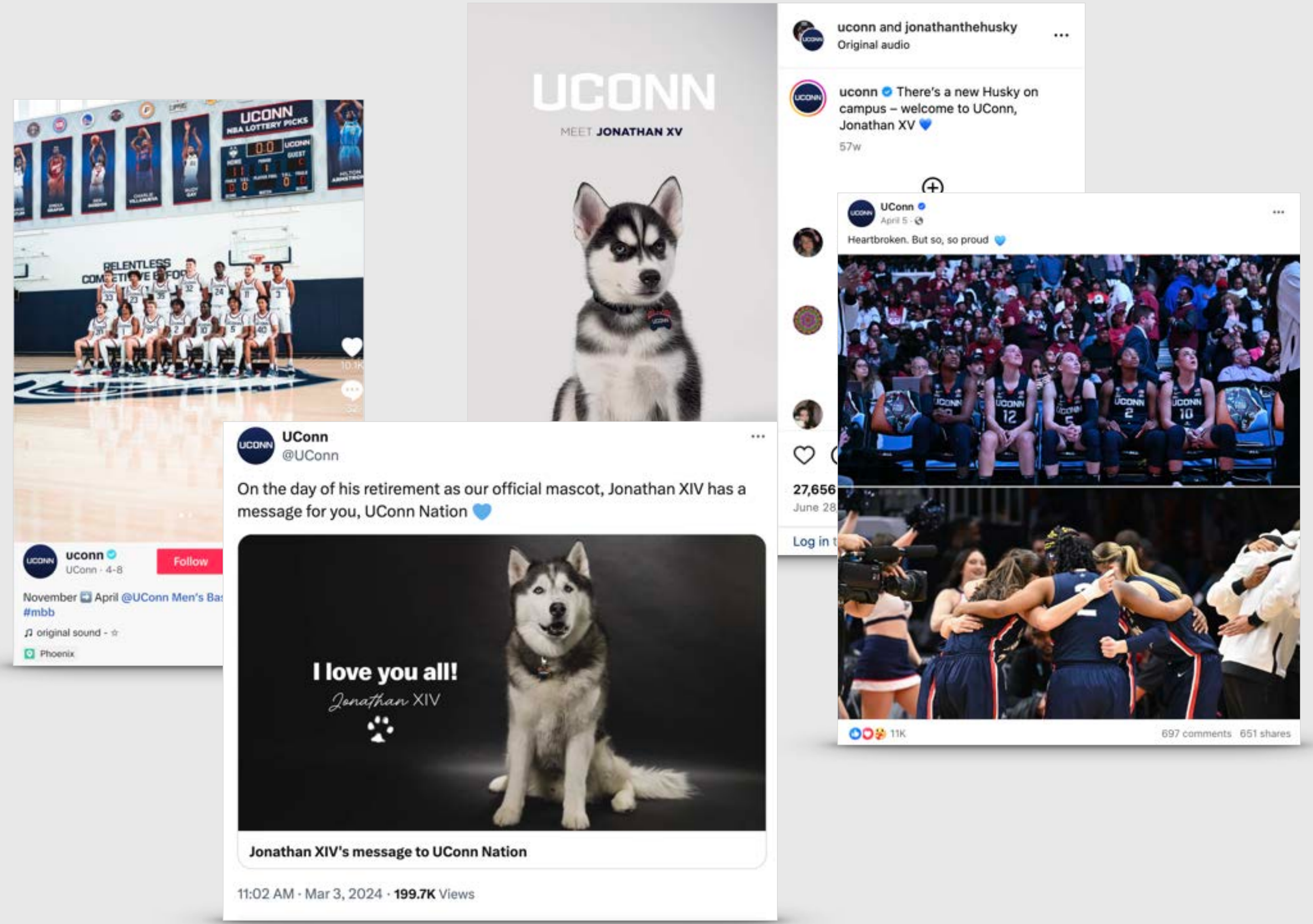
Instagram #8 | Facebook #34 | Twitter #38 | TikTok #29

DIVISION I

Not only did the University of Connecticut crack our Top 10 for the first time, it vaulted all the way up to silver in our 2024 rankings.

The Huskies have been gradually climbing our charts over the past several years, but UConn took a two-pronged approach to a particularly strong 2024; basketball and dog photos. Yes, it was that simple, as 15 of their top 20 posts by total engagement featured one of these two themes. 🏀🐶

Content highlighting their men's and women's basketball teams both reaching the Final Four – including a repeat national championship for the men – and posts about their fluffy mascots Jonathan XIV and XV were engagement fodder all year long.



#3



Oklahoma State University

DIVISION I

Instagram #21 | Facebook #63 | Twitter #12 | TikTok #16

Also joining our Top 10 for the first time is Oklahoma State University, which reached the podium with its No. 3 ranking. 🏆

Consistency was key for the Cowboys, who ranked in the Top 25 in TikTok, Instagram and Twitter. If they can crank it up a notch on Facebook, they could make a run at No. 1 in 2025.

The "Pokes" put on a master class in short-form video, publishing TikTok videos and Instagram Reels that kept its rabid student and alumni base coming back for more time and time again. Mix in a lot of football and nostalgia for "home" back in Stillwater, and Oklahoma State couldn't go wrong.

A collage of social media posts from Oklahoma State University. It includes a tweet from @okstate with the text "FOREVER OUR STATE." and a video thumbnail of a man in a cowboy hat. A Facebook post from Oklahoma State University dated November 4, 2023, features the text "THE BEST IN OKLAHOMA. We already knew it, but now the world knows too." and a large image of a football stadium filled with fans. A TikTok video shows a green highway sign for "EXIT 174 51 Stillwater Hennessey". Another TikTok video shows a crowd at a game with a sign that says "The Cowboys BEST IN OKLAHOMA Again!". A Facebook comment from macyholmes_11 says "You guys have won what 19 times" and another from justjoking53 says "No wonder why they couldn't find the endzone yesterday". The collage also shows engagement metrics like 15K likes and 1.1K comments on the Facebook post, and 19,201 likes on another Facebook post.

#4



Michigan State University

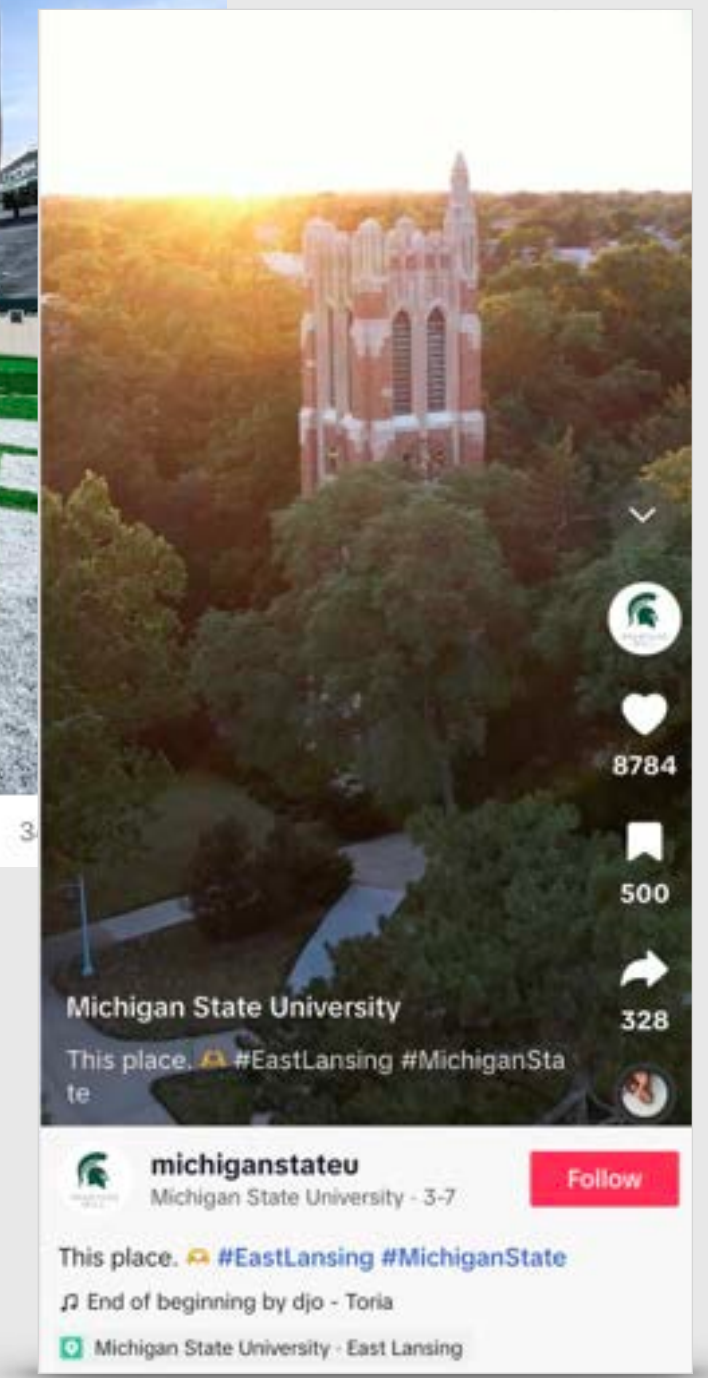
Instagram #13 | Facebook #19 | Twitter #34 | TikTok #56

DIVISION I

Returning to our Top 10 for the first time since 2021, Michigan State University checks in at No. 4, propelled by the success of its stellar Instagram and Facebook pages.

How hard did the Spartans go on Instagram, you say? 48 of their top 50 posts in total engagement came on higher-education's most popular social channel. ❤️

MSU relied on a student-centric content strategy, highlighting the best East Lansing has to offer, with eye-popping campus scenery, events, and traditions. Timely and thoughtful crisis communications were also well-received across all four major social channels.



#5



James Madison University



#5



#2



#4



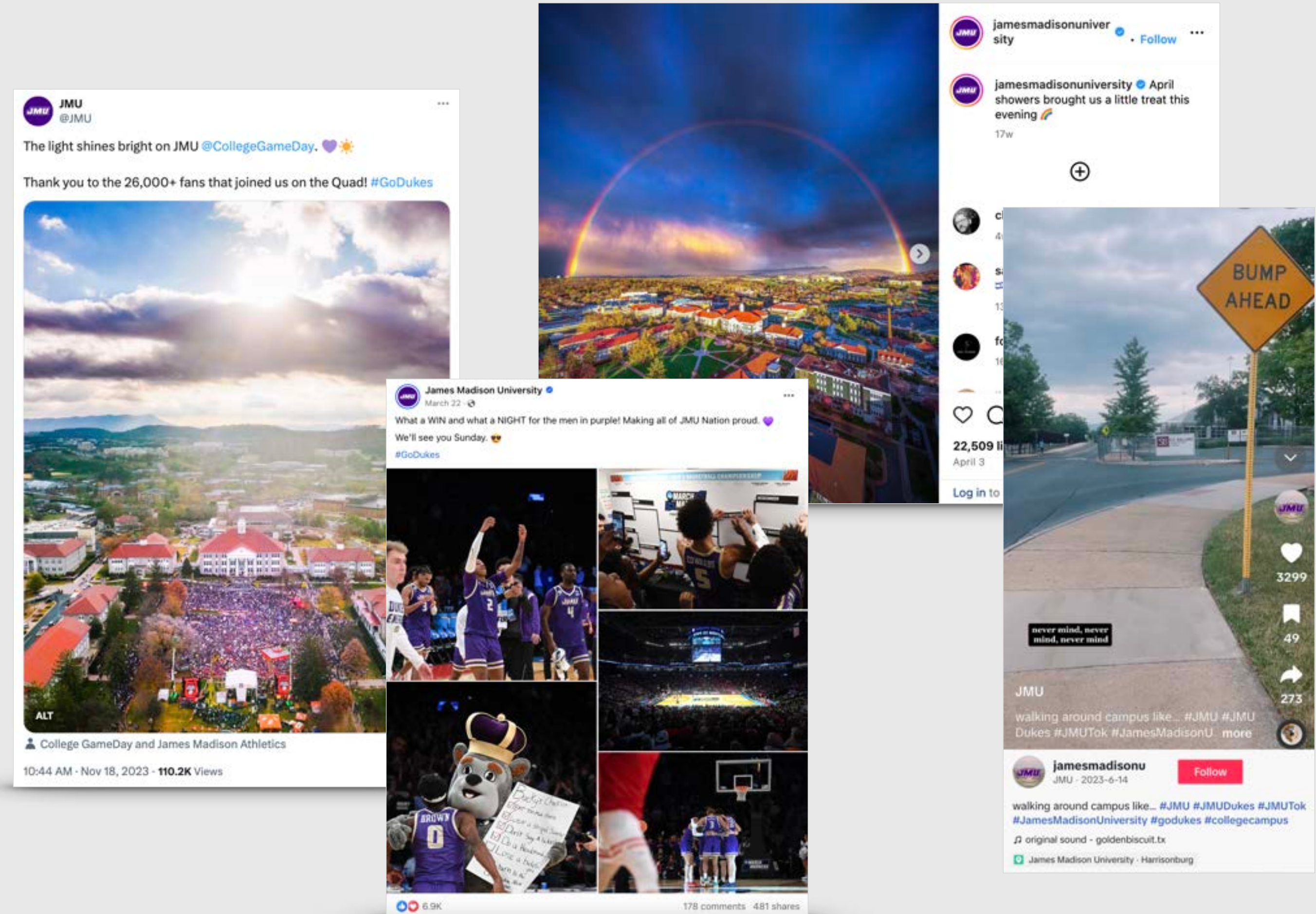
#128

DIVISION I

James Madison University continues to be a higher education social media stalwart, earning a spot in our Top 10 for the EIGHTH straight year.

Fueled by elite Facebook, Twitter and Instagram presences – ranking in the top 5 for all three channels – the Dukes continue to demonstrate why they have one of the best social media strategies in arguably the top performing industry we study. 🍌🍌🍌

Just take a look at their immaculate Instagram and Facebook feeds, populated with beautiful purple-themed branded photography throughout. Once JMU gets their TikTok account rolling, they'll be a threat for the podium again in 2025.



#6



Bowling Green State University

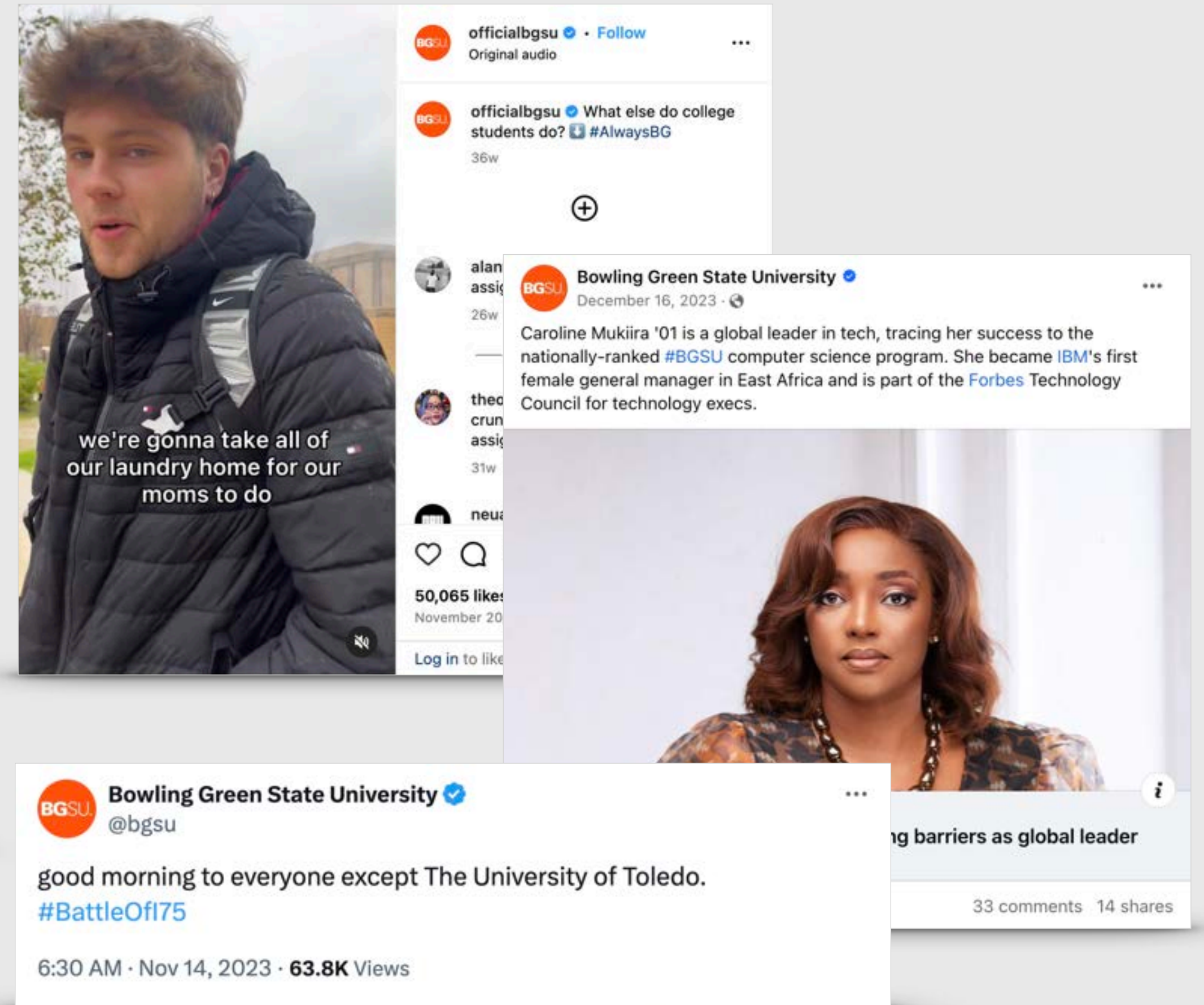
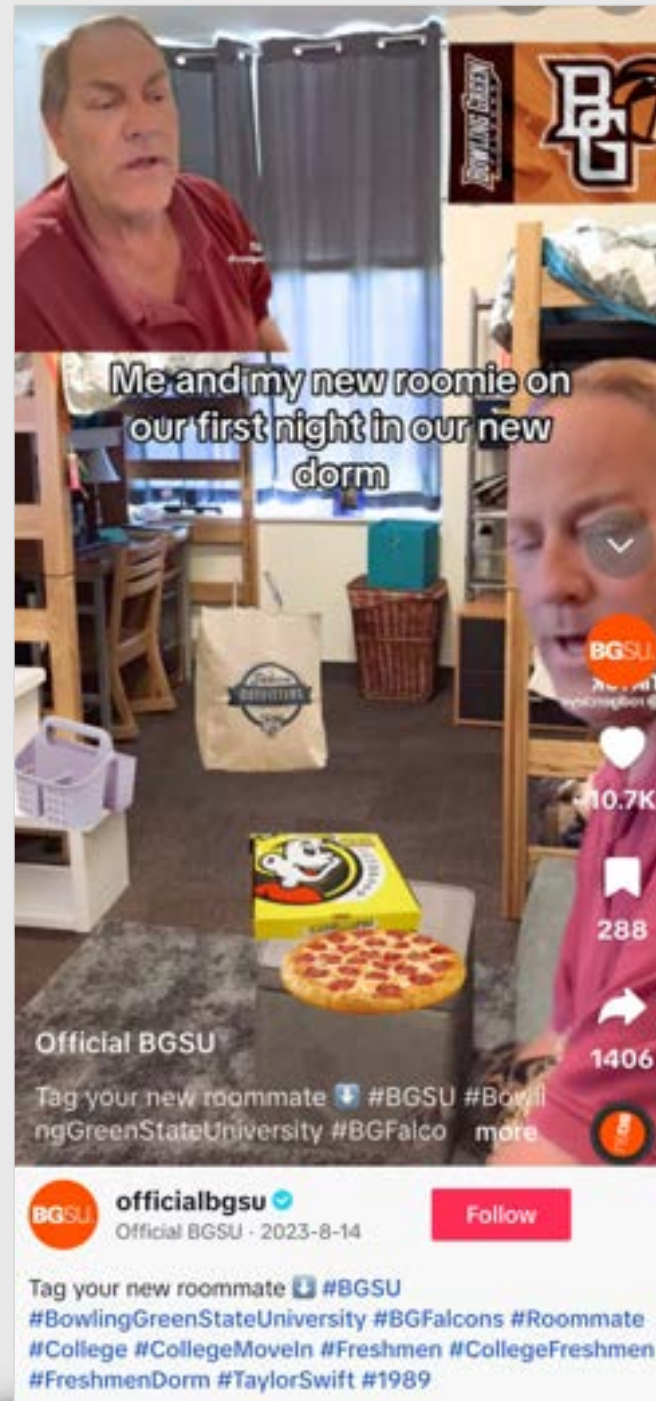
DIVISION I

Instagram #11 | Facebook #21 | Twitter #61 | TikTok #53

Make way for the Falcons, who are back in the Top 10 for the second consecutive year!

Despite existing in a crowded higher-ed social media state, Bowling Green outshined all the rest in Ohio, with consistently high engagement rates by follower on all four of the major social channels we measured.

The Falcons had a healthy mix of student life, alumni achievements, trendy TikTok videos and Instagram Reels, and a little bit of snark to keep things light. Their friendly Twitter jabs at in-state rival University of Toledo are the stuff of legend. 📣



#7



Colorado State University

Instagram #24

Facebook #8

Twitter #95


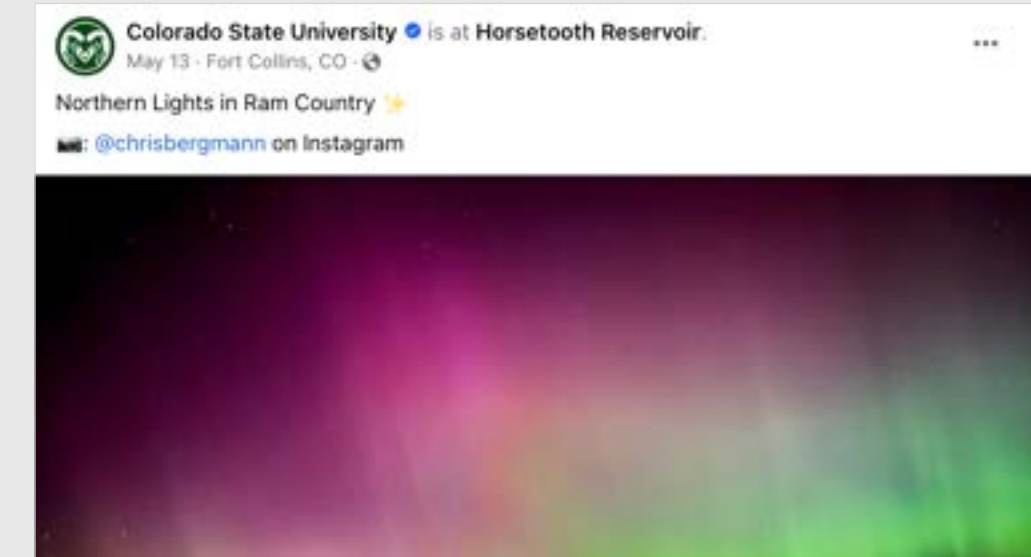
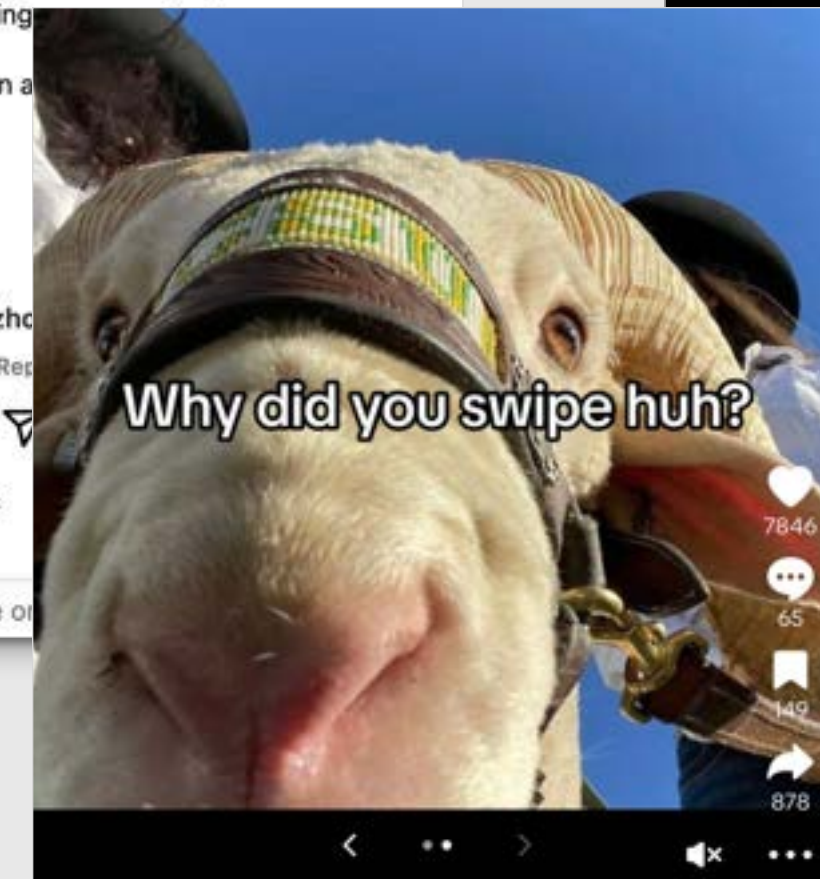
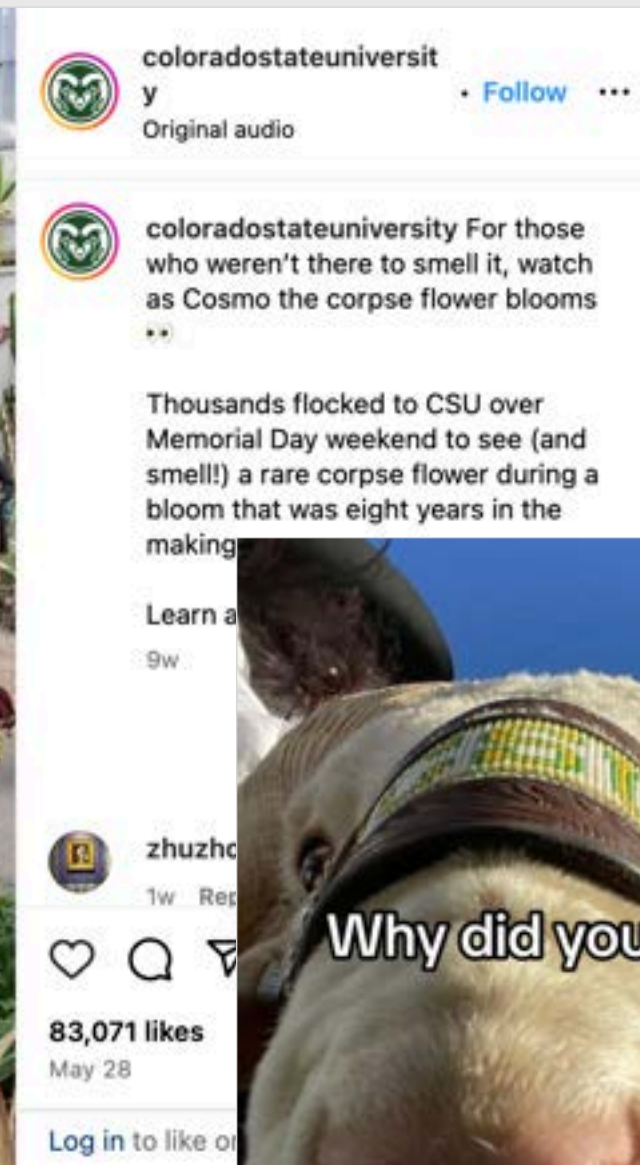
TikTok #41

DIVISION I

Colorado State made huge strides on Facebook and Instagram in 2024, and it paid dividends, as the Rams have returned to our Top 10 for the first time since 2018.

CSU is our top-ranked school in the West, thanks in part to its incredible range of topics, flexing its muscles with diversified content. Staying true to its land-grant mission, many of Colorado State's posts highlighted natural beauty and epic campus aerial shots.

A healthy mix of athletics, its beloved mascot CAM the Ram, and much more carried the Rams to its best showing on social media in six years. 🐏



#8



University of Illinois Urbana-Champaign

DIVISION I

Instagram #34

Facebook #54


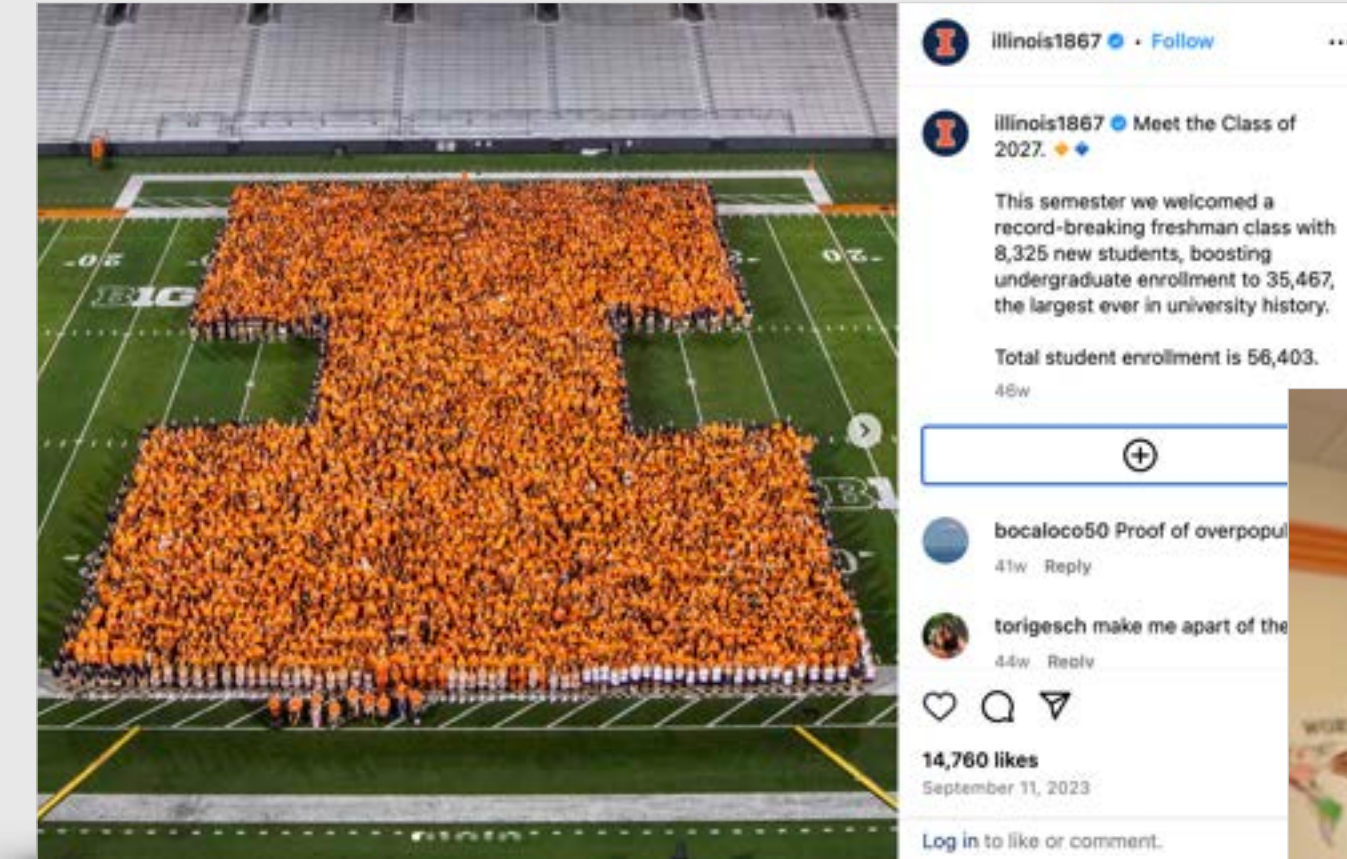
Twitter #27

TikTok #46

What a year for the Fighting Ilini! 🥊👊👊

The University of Illinois Urbana-Champaign has cracked our Top 10 for the first time ever, after consistently ranking in our Top 50 since we first released our higher-ed rankings in 2016.

The Ilini were models of consistency, ranking in the Top 50 on every social channel. They leveraged everything from clever TikTok posts, to athletics successes (congrats on their men's basketball run to the Elite 8), glorious campus beauty shots, and alumni success stories. We're excited to see what the University of Illinois comes up with in 2025.



#9



The Ohio State University

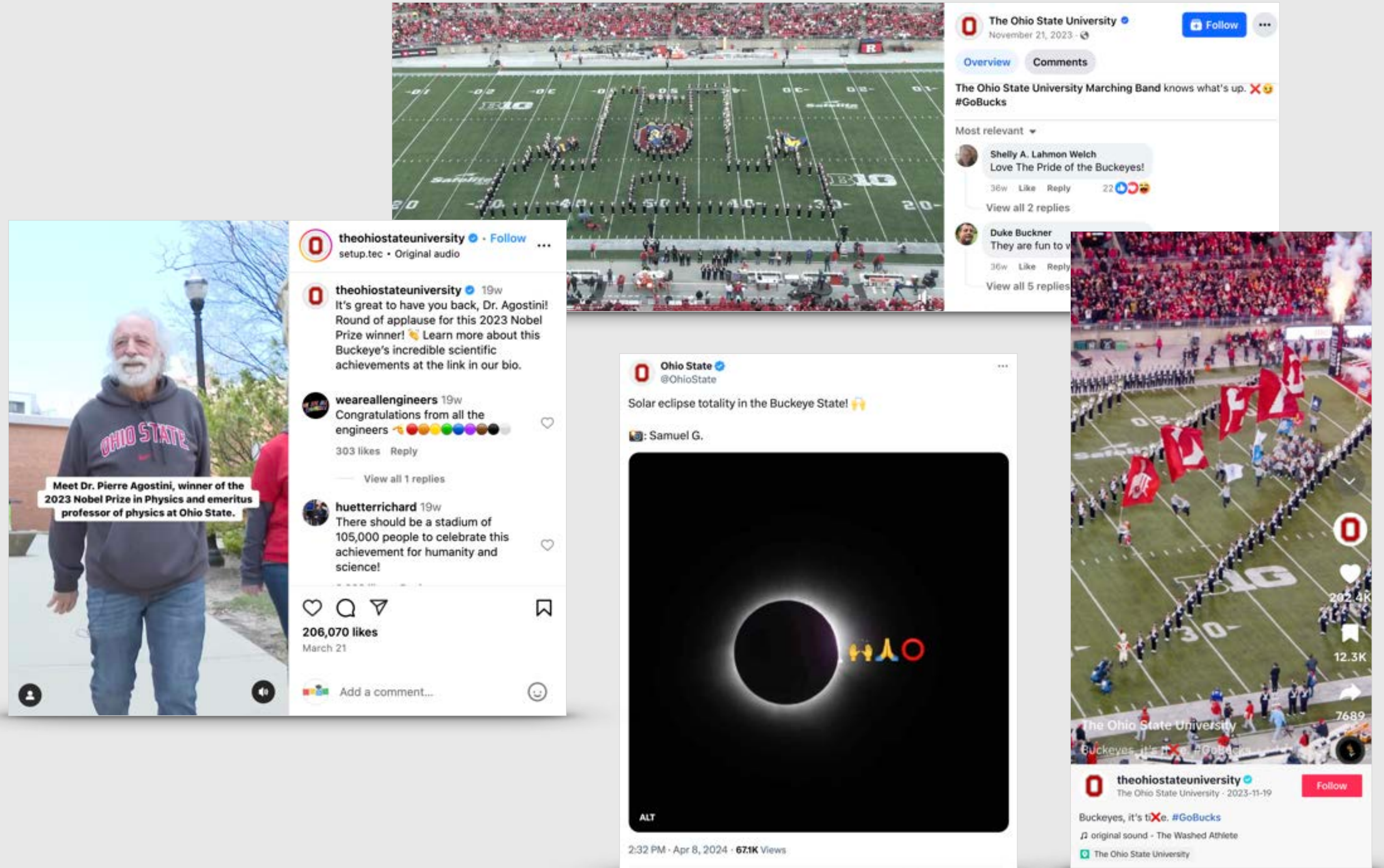
Instagram #48 | Facebook #47 | Twitter #62 | TikTok #9

DIVISION I

The Ohio State University had been flirting with our Top 10 rankings for several straight years, but has finally cracked the leaderboard, checking in at No. 9 in our 2024 rankings.

Athletics reigns supreme at Ohio State, and their social media content directly mirrors that, as OSU piled up the engagements – often driven by football. Cheeky posts and not-so-subtle jabs at the University of Michigan were go-to's, especially during Rivalry Week. 🏈

It doesn't mean the Buckeyes were one-trick ponies, though. They had a boatload of alumni-themed posts, memes, and timely student-centric TikTok videos.



#10



Ohio University

Instagram #28

Facebook #43

Twitter #86

TikTok #49

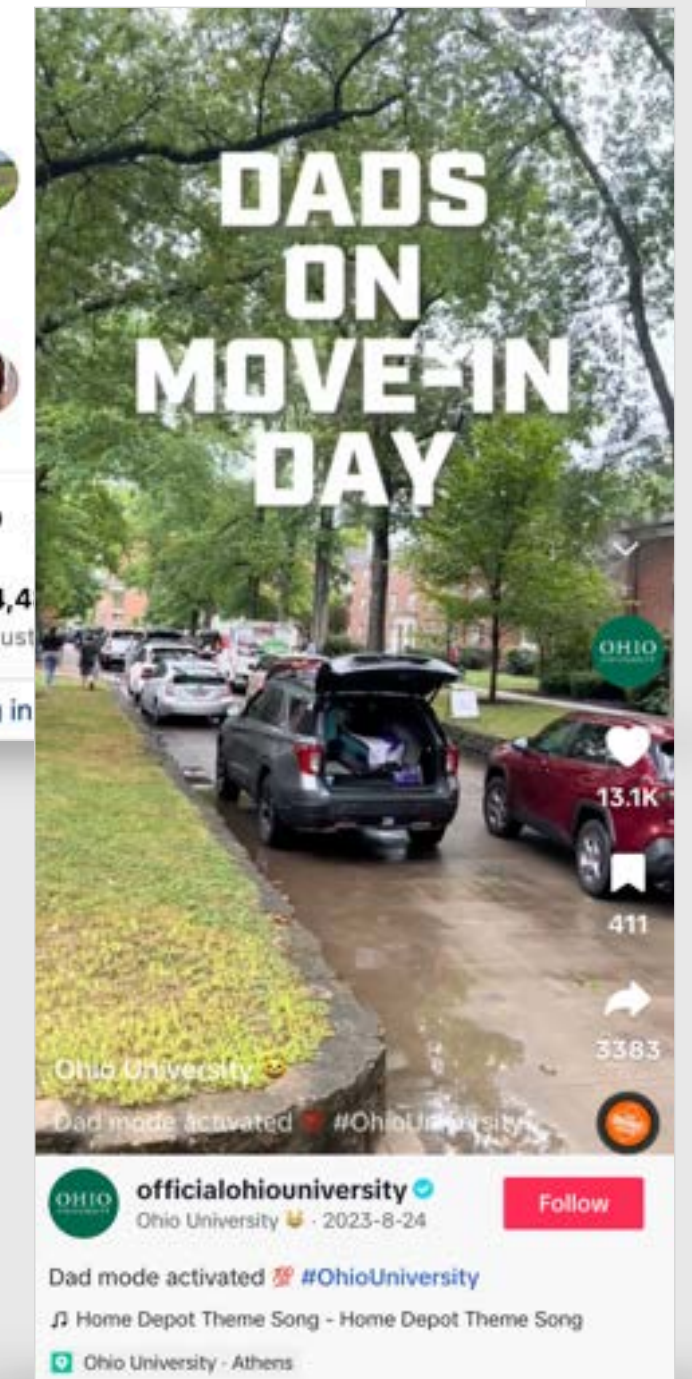
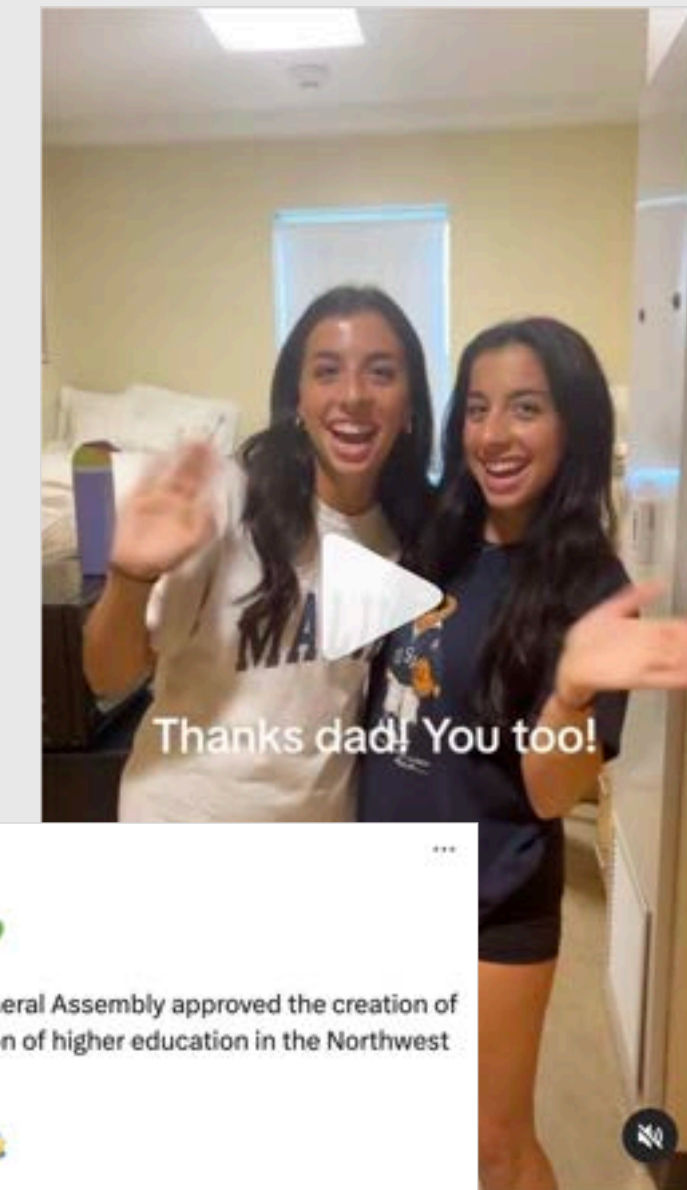
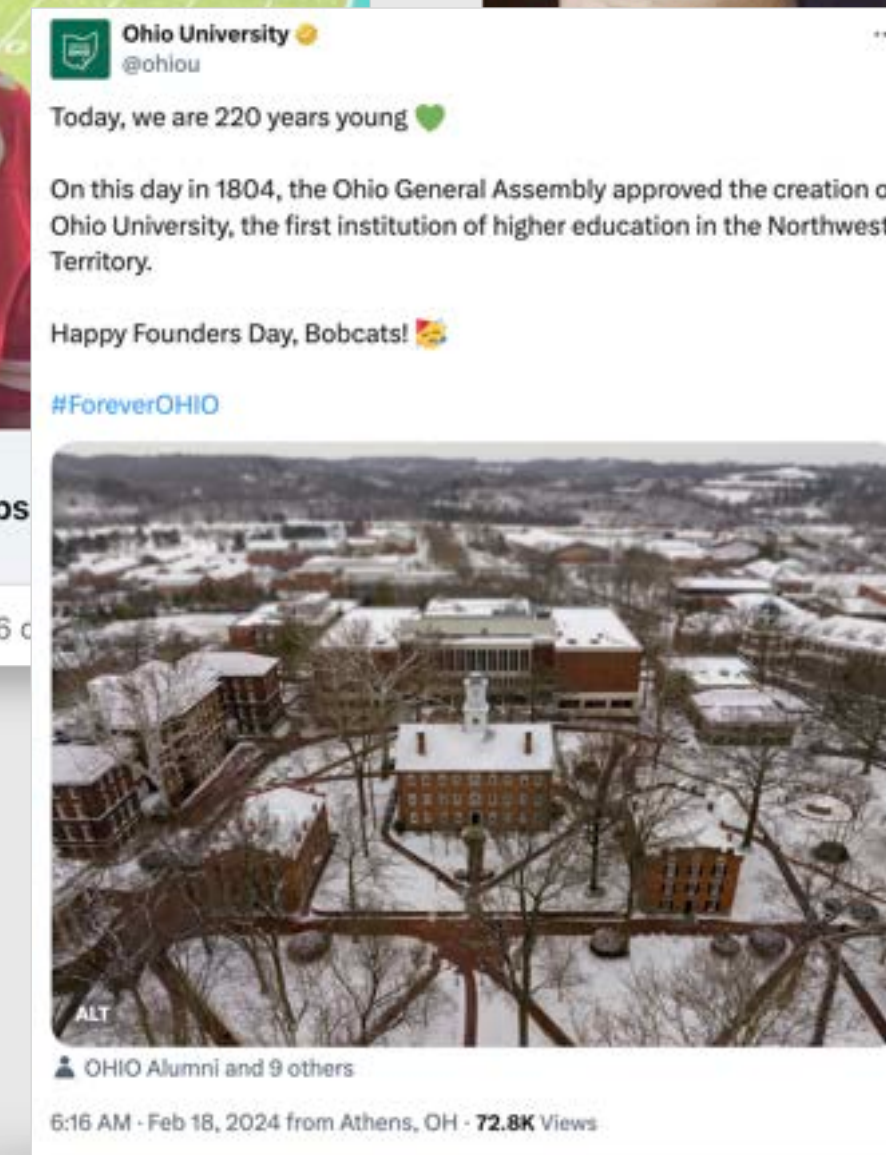
DIVISION I

There must be something in the water in Ohio, as Ohio University is the third school in our Top 10 hailing from the "Buckeye State."

Not to be outshined by their in-state counterpart, the Bobcats returned to the Top 10 after a one-year absence – their fourth time in five years!

The Bobcats had a one-ingredient recipe for success in 2024: fun. Most published content was light in tone, from poking fun at its students' dads, to celebrating milestones, to spotlighting celebrity alumni.

Despite a relatively smaller audience size than most colleges in our Top 10, the University of Ohio earned stellar engagement rates, proving that "small" can still be incredibly mighty. 🎉



RivalIQ + QUID

Full Higher Education Social Media Rankings

DIVISION I



Full Rankings

DIVISION I

🏆		📷	f	🐦	🎵
1	University of South Carolina, Columbia	29	10	3	1
2	University of Connecticut	8	34	38	29
3	Oklahoma State University	21	63	12	16
4	Michigan State University	13	19	34	56
5	James Madison University	5	2	4	128
6	Bowling Green State University	11	21	61	53
7	Colorado State University	24	8	95	41
8	University of Illinois Urbana-Champaign	34	54	27	46
9	The Ohio State University	48	47	62	9
10	Ohio University	28	43	86	49

🏆		📷	f	🐦	🎵
11	University of Iowa	6	1	2	232
11	University of Idaho	41	43	26	96
13	Miami University (Ohio)	4	63	74	103
14	University of Georgia	22	116	76	13
15	High Point University	3	42	124	85
16	University of Mississippi	87	34	44	23
17	Georgia Institute of Technology	9	3	29	232
18	Loyola University Chicago	35	90	85	38
19	Marquette University	97	12	15	78
20	Alabama A&M University	30	4	6	232

Full Rankings






DIVISION I






🏆		📷	f	🐦	🎵
21	University of Tennessee, Knoxville	44	101	78	36
22	Clemson University	69	26	25	127
23	University of Washington	88	75	16	55
24	University of Houston	27	28	31	232
25	Samford University	51	66	66	115
26	Texas A&M University, College Station	16	50	40	232
27	Baylor University	113	41	30	65
28	North Carolina A&T State University	54	15	14	232
28	North Carolina State University	15	30	77	232
30	Tarleton State University	25	14	92	232

🏆		📷	f	🐦	🎵
31	Gonzaga University	7	197	121	57
32	Texas Christian University	107	27	122	28
33	UNC Charlotte	17	58	71	232
33	Auburn University	135	93	24	8
35	Robert Morris University	55	32	100	157
36	University of Montana	45	39	42	232
37	Providence College	99	124	70	14
38	Virginia Military Institute	65	16	37	232
39	U.S. Naval Academy	49	39	48	232
40	Washington State University	118	108	33	41

Full Rankings

DIVISION I

					
41	Coastal Carolina University	50	46	41	232
42	Binghamton University	19	17	259	110
43	University of Notre Dame	56	37	52	232
44	Temple University	146	36	104	2
45	Saint Joseph's University	59	95	55	173
46	University of Nebraska, Lincoln	75	54	7	232
47	Duquesne University	124	43	28	125
47	University of Florida	18	131	45	232
49	Grand Canyon University	12	86	244	93
50	Fairfield University	51	113	160	74

					
50	University of Pittsburgh	38	178	173	22
52	The Citadel	74	17	53	232
53	College of the Holy Cross	59	98	64	182
54	University of Arkansas, Fayetteville	14	70	145	232
54	Northeastern University	46	214	163	6
56	Pennsylvania State University	84	141	164	3
56	University of Cincinnati	76	172	19	133
58	University of Nevada, Las Vegas	78	212	8	115
59	Wake Forest University	106	88	58	135
60	Colgate University	58	50	127	216

Full Rankings






DIVISION I






🏆		📷	f	🐦	🎵
61	Utah State University	90	178	91	64
62	University of Virginia	22	156	82	232
63	Pepperdine University	33	229	39	184
64	Marshall University	203	23	32	58
65	Liberty University	161	78	63	60
66	University of Texas at San Antonio	51	80	111	232
67	Elon University	63	110	243	47
67	University of Alabama	159	149	55	4
69	University of Dayton	81	82	126	159
70	University of North Carolina, Chapel Hill	70	219	140	31

🏆		📷	f	🐦	🎵
71	Texas Tech University	112	54	21	232
71	University of Louisiana at Lafayette	40	186	246	19
73	New Mexico State University	177	88	50	40
74	University at Albany	81	164	135	72
75	Western Carolina University	78	93	270	15
76	University of Utah	146	144	83	18
76	Oregon State University	137	208	20	35
78	Marist College	62	91	222	104
79	West Virginia University	164	52	109	59
79	University of California, San Diego	32	264	197	23

Full Rankings

DIVISION I

					
81	Sacred Heart University	57	146	202	89
82	Florida A&M University	99	108	18	232
83	Boston College	139	170	107	7
84	Morgan State University	124	75	10	232
85	University of Miami (Florida)	39	256	155	79
86	Iona College	117	87	88	165
86	University of Texas at Austin	72	144	54	232
88	Villanova University	116	60	51	232
89	U.S. Air Force Academy	153	29	17	232
89	University of Kentucky	134	224	60	32

					
91	Bucknell University	76	38	252	145
92	Iowa State University	119	92	35	232
93	University of Missouri, Columbia	104	197	154	43
94	Jackson State University	178	13	9	232
95	Montana State University-Bozeman	36	72	235	232
95	Virginia Tech	47	186	99	232
97	Furman University	128	84	98	174
98	Xavier University	101	202	22	187
99	U.S. Military Academy	153	71	5	232
100	Louisiana Tech University	127	62	67	232

Full Rankings

DIVISION I

🏆		📷	f	🐦	🎵
101	Oral Roberts University	2	182	242	192
102	Morehead State University	135	22	97	232
103	Appalachian State University	41	133	177	232
104	Loyola Marymount University	64	201	113	186
105	University of Michigan	169	161	130	5
106	Texas A&M University–Corpus Christi	104	67	131	232
107	Longwood University	119	9	188	205
108	University of Colorado, Boulder	37	227	108	232
109	Tulane University	115	260	69	83
110	University of Kansas	146	230	79	44

🏆		📷	f	🐦	🎵
111	St. Bonaventure University	133	128	87	165
112	Western Michigan University	151	49	216	80
113	Brigham Young University	128	141	23	232
114	University of Tennessee at Martin	167	80	143	98
115	William & Mary	43	114	233	232
116	Southern Illinois University at Carbondale	157	57	209	91
117	Tennessee State University	206	20	11	232
117	Northwestern University	165	191	94	60
119	University at Buffalo, the State University of New York	109	121	182	156
120	University of Richmond	85	112	260	141

Full Rankings






DIVISION I






🏆		📷	f	🐦	🎵
121	Creighton University	131	178	103	143
122	South Dakota State University	167	65	57	232
123	University of Maryland, College Park	89	116	168	232
124	Illinois State University	152	156	198	37
125	Hampton University	172	31	96	232
126	Purdue University	161	83	75	232
127	Eastern Michigan University	31	279	282	93
127	Bryant University	20	337	329	10
129	Texas State University	122	97	146	232
130	Wofford College	96	165	180	195

🏆		📷	f	🐦	🎵
131	Louisiana State University	211	195	105	12
132	Siena College	165	159	185	68
133	Quinnipiac University	137	102	320	48
133	Lafayette College	92	211	117	232
135	Harvard University	178	202	141	49
136	University of West Georgia	73	10	363	232
136	Monmouth University	85	143	301	137
138	Syracuse University	190	160	90	122
138	Belmont University	144	208	217	39
140	University of Detroit Mercy	196	131	232	11

Full Rankings






DIVISION I






					
141	University of South Florida	61	238	176	232
142	University of South Alabama	155	153	201	105
143	Northern Arizona University	68	129	274	232
144	University of California, Los Angeles	143	223	156	108
145	Arkansas State University	10	241	285	232
145	University of North Dakota	149	277	138	65
147	Mercyhurst University	201	102	114	164
148	East Carolina University	191	59	279	67
149	University of Illinois Chicago	123	298	213	34
150	California State University, Sacramento	196	147	162	93

					
151	Duke University	207	296	68	17
152	Merrimack College	130	226	199	118
153	University of Maine	174	52	208	199
154	Fordham University	144	301	134	88
155	University of Rhode Island	91	182	220	232
156	University of North Texas	1	221	362	232
157	Charleston Southern University	203	174	178	60
157	University of California, Santa Barbara	70	326	326	26
159	Missouri State University	110	246	295	60
160	Georgetown University	182	256	120	82

Full Rankings

DIVISION I

					
161	University of South Dakota	124	158	187	232
162	College of Charleston (South Carolina)	102	302	302	20
163	George Mason University	172	267	1	219
164	Drake University	198	100	139	202
165	North Carolina Central University	246	25	89	232
165	Southern University, Baton Rouge	287	61	65	138
167	Mississippi State University	230	120	147	113
168	University of the Incarnate Word	159	107	193	232
169	University of California, Riverside	26	332	324	144
170	Southern Utah University	103	194	325	128

					
170	Saint Louis University	121	274	186	151
172	Florida State University	188	176	71	232
173	Grambling State University	303	6	13	232
174	Campbell University	280	68	47	185
175	Vanderbilt University	227	104	157	148
176	University of California, Irvine	80	341	276	87
177	Idaho State University	189	139	119	232
178	Saint Francis University (Pennsylvania)	191	124	142	226
179	Boston University	205	217	230	25
180	University of Oklahoma	184	186	106	232

Full Rankings

DIVISION I

🏆		📷	f	🐦	🎵
181	Stephen F. Austin State University	191	171	123	232
182	Canisius College	263	119	59	207
183	University of Evansville	275	123	118	122
184	Sam Houston State University	140	196	206	232
185	University of Oregon	157	254	115	232
186	Kansas State University	306	72	132	101
187	University of Nebraska Omaha	207	130	148	232
187	University of North Florida	83	251	275	232
189	University of San Diego	142	299	313	30
190	The University of Tulsa	243	232	43	168

🏆		📷	f	🐦	🎵
191	The University of Texas Rio Grande Valley	108	294	190	232
192	California State University, Fullerton	93	349	299	99
193	Florida Atlantic University	97	276	234	232
194	Eastern Kentucky University	219	137	133	230
195	University of California, Davis	216	315	174	20
196	Bradley University	213	177	178	171
197	Seton Hall University	222	186	112	211
198	The University of Southern Mississippi	301	74	46	232
198	Florida Gulf Coast University	242	165	73	232
200	Rice University	202	182	137	232

Full Rankings





DIVISION I






🏆		📷	f	🐦	🎵
201	Ball State University	114	186	334	208
202	University of New Mexico	171	250	247	118
203	DePaul University	95	356	293	120
204	University of Central Arkansas	175	135	248	232
205	University of Vermont	67	269	332	232
205	Southern Methodist University	155	308	184	165
207	California State University, Northridge	65	363	345	135
208	Old Dominion University	178	245	149	232
209	Prairie View A&M University	283	149	36	232
210	Butler University	264	273	93	92

🏆		📷	f	🐦	🎵
211	Howard University	234	240	49	232
212	University of Southern California	198	309	210	76
213	Cornell University	223	110	205	232
214	East Tennessee State University	131	204	300	232
215	University of North Carolina Wilmington	111	207	344	232
216	Yale University	186	192	212	232
217	Cal Poly	93	260	332	232
218	Loyola University Maryland	141	163	335	232
219	Bethune-Cookman University	324	48	102	222
219	Kent State University	226	206	289	73

Full Rankings






DIVISION I






					
221	Abilene Christian University	361	78	125	97
221	Western Kentucky University	175	275	272	125
221	University of St. Thomas	178	282	277	107
224	University of Massachusetts, Amherst	227	217	204	149
225	Manhattan College	260	122	158	232
226	University of North Alabama	239	116	207	232
227	Le Moyne College	195	133	319	192
228	Stetson University	241	136	251	178
228	University of Northern Iowa	262	139	152	232
230	Alcorn State University	352	33	80	232

					
230	Indiana University, Bloomington	230	288	250	51
232	University of Wisconsin-Madison	221	225	153	232
232	George Washington University	248	346	166	44
234	Columbia University-Barnard College	213	231	165	232
235	Mount St. Mary's University	257	85	224	232
236	University of Pennsylvania	247	147	189	232
236	Utah Tech University	182	313	264	121
238	Wagner College	235	161	203	229
238	Stonehill College	236	178	181	232
240	Stony Brook University	185	307	298	89






Full Rankings






DIVISION I

					
241	South Carolina State University	359	4	116	232
242	Northwestern State University	322	23	330	75
243	Jacksonville State University	258	104	228	232
244	Troy University	254	126	237	211
245	Youngstown State University	300	246	171	69
246	Texas A&M University-Commerce	277	168	136	232
247	Tennessee Technological University	198	175	290	232
248	University of Maryland Eastern Shore	312	95	144	232
249	Alabama State University	343	77	101	232
249	Eastern Washington University	223	294	239	117

					
251	Stanford University	219	212	215	232
252	Saint Mary's College of California	233	300	223	112
253	Presbyterian College	292	114	260	145
254	Hofstra University	161	316	308	163
255	Florida International University	150	305	273	232
256	University of Southern Indiana	320	173	278	33
257	Princeton University	249	205	191	232
258	Lehigh University	169	235	323	232
259	Rider University	218	233	310	151
260	Norfolk State University	332	154	81	232

Full Rankings

					
261	University of Northern Colorado	259	252	311	54
262	Boise State University	238	236	194	232
262	Arizona State University	213	255	225	232
264	University of California, Berkeley	254	324	256	52
265	University of Akron	272	210	314	77
266	Texas Southern University	342	149	84	232
267	University of Memphis	275	285	161	154
268	University of Alabama at Birmingham	290	99	241	232
269	Gardner-Webb University	318	126	195	201
270	California State University, Fresno	186	356	303	132

					
271	Austin Peay State University	250	305	218	147
272	Weber State University	285	282	169	154
273	University of Arizona	237	260	219	232
274	University of Louisiana Monroe	335	238	172	110
275	Bellarmino University	327	104	214	220
275	Dartmouth College	223	347	167	232
277	Davidson College	299	258	183	158
277	Kennesaw State University	250	326	262	109
279	Eastern Illinois University	279	149	296	195
280	University of Minnesota, Twin Cities	274	312	254	86

Full Rankings

DIVISION I

🏆		📷	f	🐦	🎵
281	Middle Tennessee State University	254	241	221	232
282	University of Texas at Arlington	210	236	315	232
282	Coppin State University	309	249	128	208
284	University of Central Florida	207	303	265	232
285	University of Texas at El Paso	270	253	192	232
286	University of San Francisco	211	322	268	216
286	San Diego State University	244	339	226	175
288	Mercer University	286	169	257	232
289	La Salle University	348	185	159	192
290	Towson University	217	291	341	171

🏆		📷	f	🐦	🎵
291	St. John's University (New York)	272	197	312	187
291	University of Wisconsin-Milwaukee	268	227	288	189
293	University of Hawaii, Manoa	363	270	175	71
294	Brown University	245	219	309	232
295	University of Tennessee at Chattanooga	252	258	342	150
296	Winthrop University	296	165	266	232
296	University of Delaware	229	243	322	232
298	Nicholls State University	333	200	321	69
298	Saint Peter's University	307	222	200	220
300	Rutgers University	240	233	327	218

Full Rankings






DIVISION I






🏆		📷	f	🐦	🎵
301	Southeast Missouri State University	287	264	343	80
302	Seattle University	252	354	304	105
303	University of Toledo	280	271	249	190
304	University of Maryland, Baltimore County	232	278	305	232
305	New Jersey Institute of Technology	191	334	353	214
306	University of Louisville	289	345	151	210
307	University of Wyoming	295	311	361	27
308	Georgia State University	282	329	284	113
309	Mississippi Valley State University	350	7	352	232
310	McNeese State University	363	137	229	200

🏆		📷	f	🐦	🎵
311	Queens University of Charlotte	260	303	258	224
312	Cleveland State University	328	341	150	182
313	Houston Christian University	283	344	283	139
314	California Baptist University	270	323	294	177
315	Indiana State University	336	68	364	232
316	UNC Greensboro	292	338	331	84
317	University of Portland	296	288	227	232
318	Central Connecticut State University	315	297	292	122
319	Wichita State University	338	243	253	170
320	Radford University	302	192	316	232

Full Rankings






DIVISION I






					
320	University of Missouri-Kansas City	343	282	196	180
322	Valparaiso University	346	309	245	101
323	University of the Pacific	291	316	238	215
324	Southeastern Louisiana University	336	319	231	140
325	University of North Carolina Asheville	266	320	356	162
326	Lipscomb University	268	271	340	232
327	University of New Orleans	353	331	170	175
328	University of Nevada, Reno	303	293	268	228
329	Oakland University	313	285	281	204
330	North Dakota State University	316	263	307	198

					
330	Utah Valley University	277	359	297	190
332	Long Island University	305	216	348	227
333	Portland State University	357	356	110	224
334	University of Arkansas, Pine Bluff	361	246	211	232
335	Chicago State University	354	351	129	231
336	Niagara University	339	215	347	180
337	University of New Hampshire	310	279	358	168
338	Northern Kentucky University	345	343	240	153
339	Santa Clara University	307	332	280	202
340	California State University, Bakersfield	292	361	255	232

Full Rankings

DIVISION I

					
341	Purdue University Fort Wayne	265	328	346	232
342	Georgia Southern University	325	288	287	213
343	California State University, Long Beach	266	340	339	232
344	Delaware State University	356	264	236	232
345	Lindenwood University	317	329	355	130
346	Fairleigh Dickinson University, Metropolitan Campus	349	349	263	142
347	Central Michigan University	331	335	357	100
348	Drexel University	298	348	351	161
349	University of Arkansas at Little Rock	358	154	360	232
350	Lamar University	340	292	267	232

					
351	Murray State University	351	267	271	232
352	University of Wisconsin-Green Bay	329	324	359	133
353	San Jose State University	310	353	318	206
354	Wright State University	333	352	350	131
355	Indiana University-Purdue University Indianapolis	320	364	338	159
356	Western Illinois University	355	279	354	179
357	University of Massachusetts Lowell	319	355	336	197
357	American University	314	360	306	232
359	University of Denver	326	318	328	232
360	University of South Carolina Upstate	346	320	291	232

Full Rankings

					
361	Jacksonville University	359	314	286	222
362	Southern Illinois University Edwardsville	341	285	349	232
363	Northern Illinois University	323	336	337	232
364	Virginia Commonwealth University	330	362	317	232

RivalIQ + QUID

Top 10 Colleges and Universities

DIVISION II



#1



Carson-Newman University


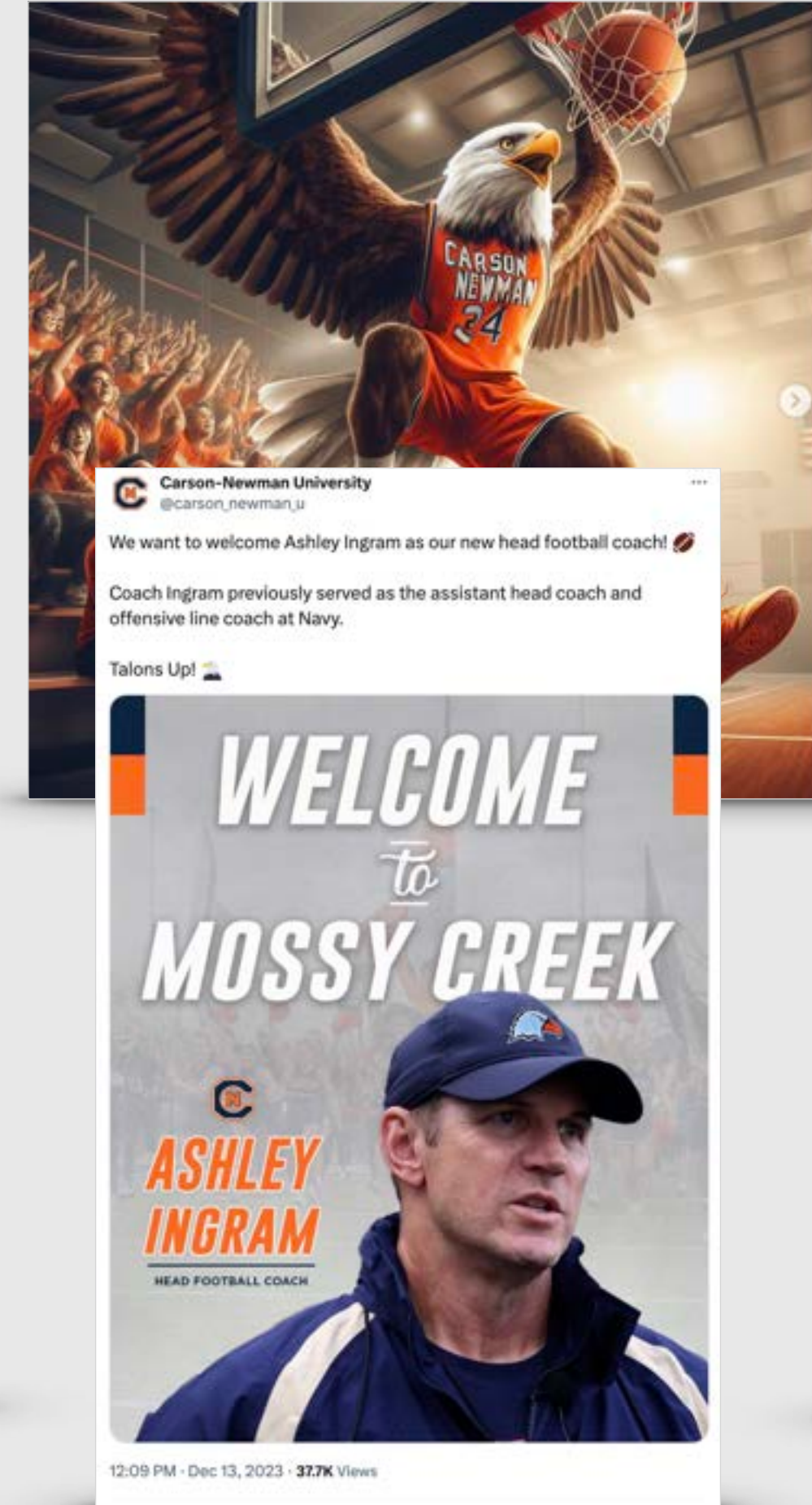
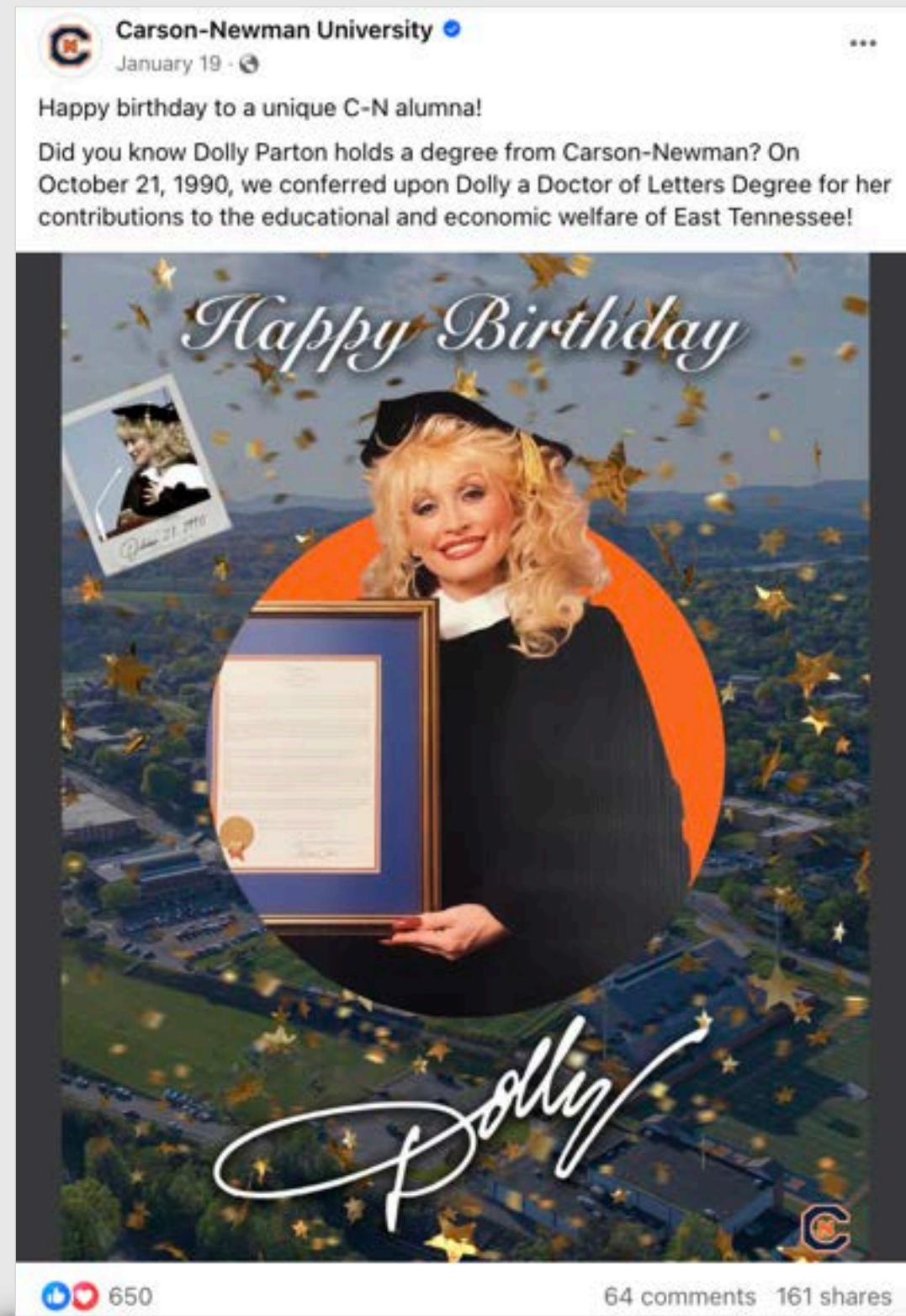
Instagram #24 | Facebook #12 | Twitter #6 | TikTok #20

DIVISION II

Hats off to Carson-Newman University, which moved up the podium from last year's second-place finish to grab gold in our 2024 Division II rankings. 🏆

The Eagles tapped into their potent social media audience to share messages of faith, baptism, football, and a healthy dose of Dolly Parton.

Carson-Newman made gains on the three most engaging social channels in Higher Education this year (Instagram, TikTok & Facebook) thanks to stellar engagement rates across the board from its dedicated students, staff, faculty, and alumni.



#2



Michigan Technological University

DIVISION II

Instagram #18

Facebook #32

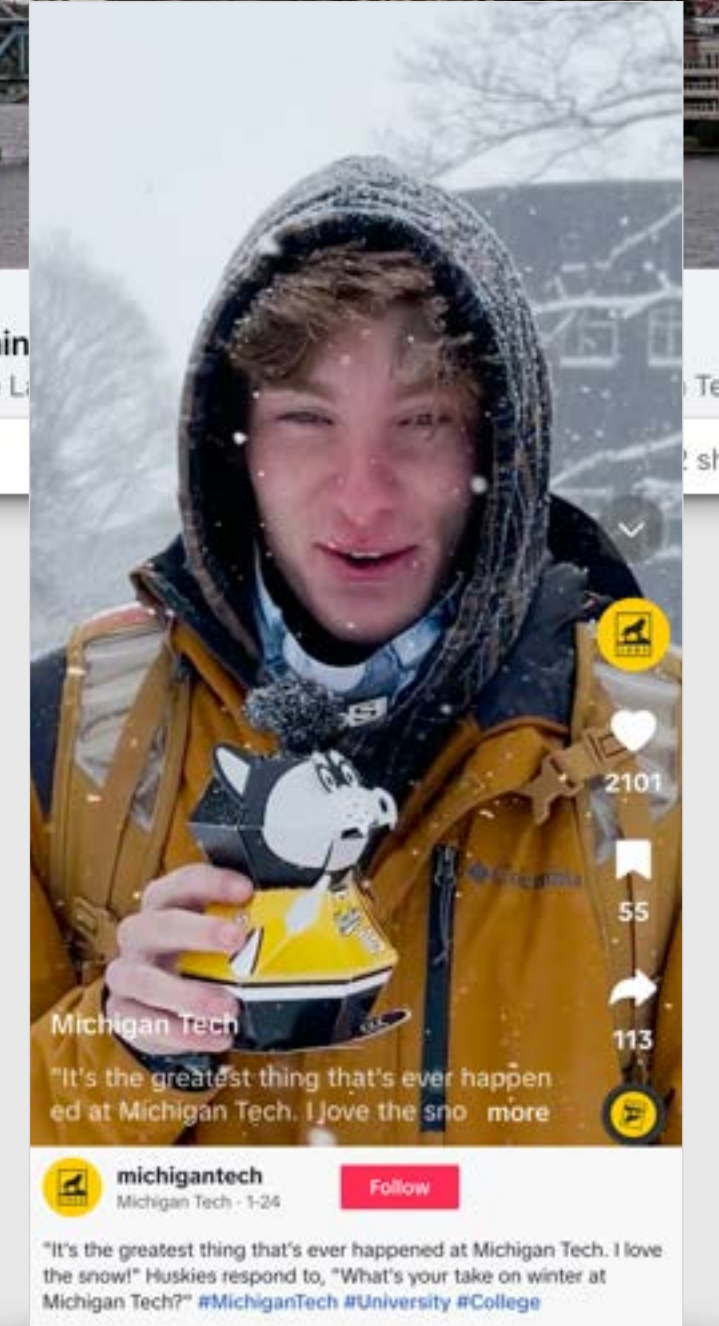
Twitter #24

TikTok #39

Michigan Technological University also took a step up the Division II Higher Ed podium in 2024, finishing No. 2 this year after picking up bronze in 2023.

While the Huskies have traditionally focused on science, they had another interesting content trend this year: snow. They REALLY love snow in Michigan's upper peninsula, as eight of Michigan Tech's top 10 posts in total engagement featured the fluffy white stuff. ❄️

Michigan Tech also relied on Instagram for the bulk of its success, with 45 of its top 50 posts in total engagement coming on Higher Ed's most popular social channel.



#3



Southern Connecticut State University

DIVISION II

Instagram #10

Facebook #77

TikTok #61

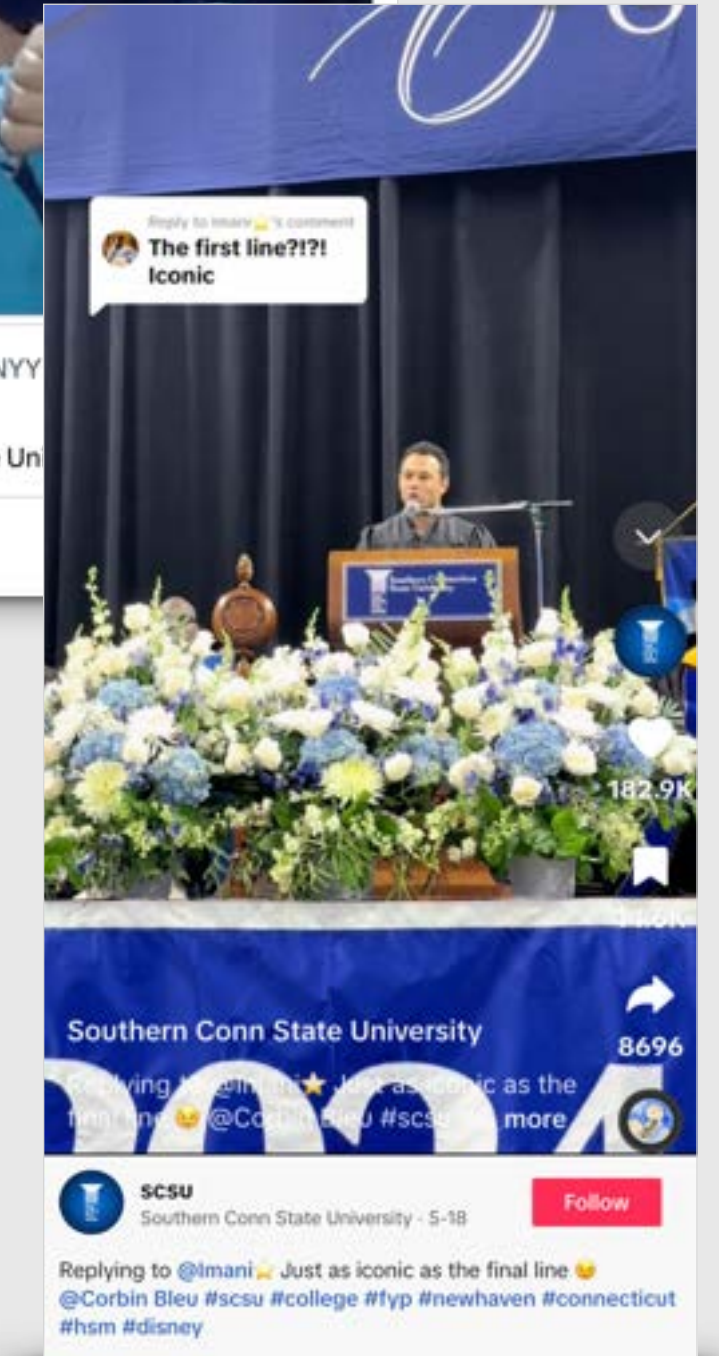

TikTok #4

Southern Connecticut State made a huge jump from No. 10 in last year's rankings to earning bronze in 2024. 🏅

The Owls continued their TikTok and Instagram dominance, ranking among the top 10 on the two highest engaged social channels in Higher Ed.

SCSU punched far above its weight class on TikTok, in particular, accumulating a whopping 13% engagement rate by view, despite a relatively small audience of about 4k.

Throw in celebratory moments such as graduation and athletics achievement, and the Owls had an ironclad array of content.



#4



Harding University

Instagram #30 | Facebook #20 | Twitter #37 | TikTok #78

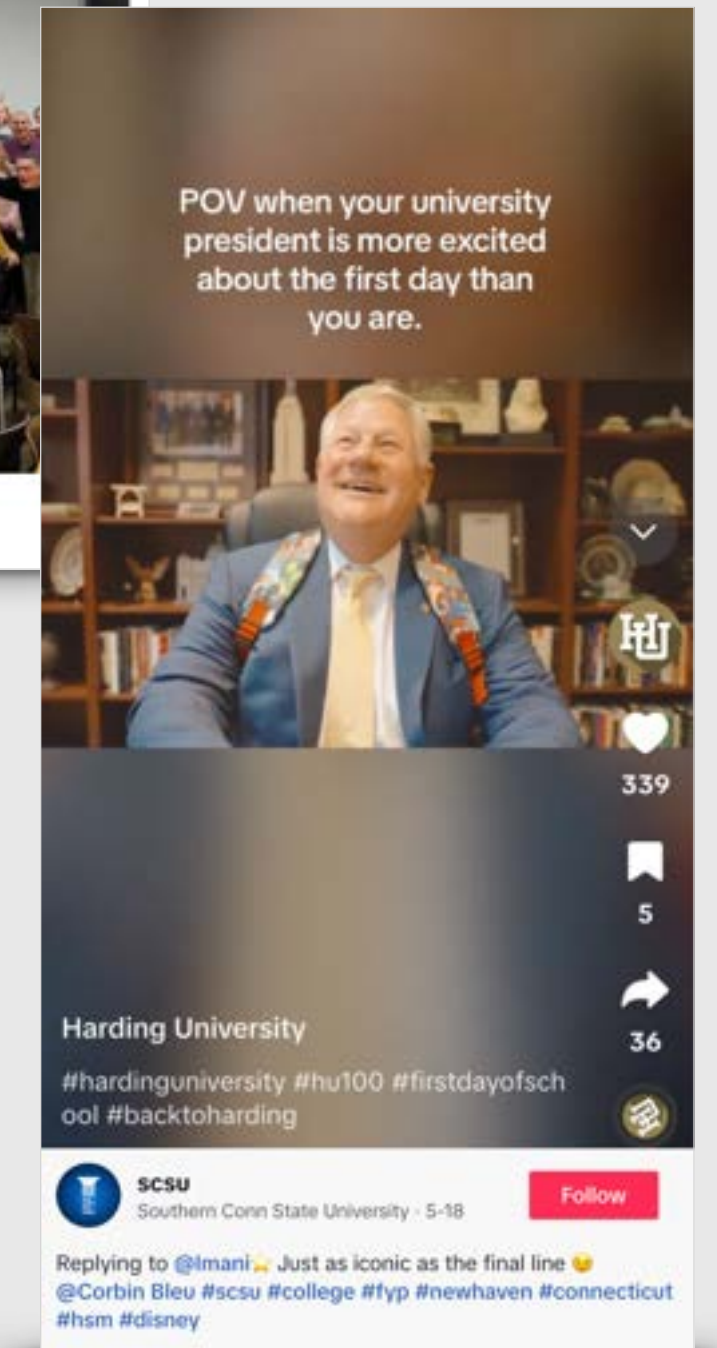
DIVISION II

Tip of the cap to Harding University, which makes its debut in our Top 10 this year!

The Bisons leaned hard into TikTok this year, making a massive jump from ranking No. 164 in 2023 to No. 78 in 2024.

A Division II football national championship certainly helps, as Harding rode the engagement train of the team's playoff run all the way to the bank. 💰

Campus traditions, such as Harding's "Spring Sing" musical theatre charity broadcast also stood out alongside clever short videos highlighting university president Mike Williams.



#5



Angelo State University



#11



#7



#11



#175

DIVISION II

Like many other colleges and universities around the country, Angelo State University was forced to abandon its TikTok presence due to new state laws in 2024, but somehow, last year's champs still managed to hang on to an overall Top 5 spot in our rankings.

The Rams consistently ranked high among Instagram, Facebook and Twitter, piling up the engagement with its tried-and-true formula of brags, boasts, and campus beauty shots.

Angelo State also saw a surge in engagement during its baseball team's run to a Division II national championship, proving once again that athletics success brings social media visibility to Higher Ed institutions. 🏟️

Angelo State @AngeloState
Your 2023 National Champions!
@RamsASUbaseball @angeloathletics
2:36 PM · Jun 10, 2023 · 62.9K Views

angelostate · Follow
Angelo State University

angelostate Welcome home, Class of 2027!
#angelostate #ramfam
50w

Angelo State University August 17, 2023 · 🌐
For the 15th year in a row, we have been listed as one of the nation's "Best Colleges" by The Princeton Review! Only about 15% of the nation's colleges receive the honor, with Angelo State being one of 14 Texas institutions and one of only six Texas public universities to make the list. It's a great day to be a Ram!
ANGELO.EDU
ASU Again Earns Princeton Review 'Best College' Recognition
For the 15th consecutive year, Angelo State University has been listed by The ...
2.4K 126 comments 531 shares

#6



University of Nebraska at Kearney

DIVISION II

Instagram #28 | Facebook #2 | Twitter #1 | TikTok #175

No TikTok? No problem. Just like some of its other D2 counterparts, the University of Nebraska at Kearney overcame the lack of an active TikTok account to nab a spot in our Top 10 in 2024.

The Lopers had the top-ranked Facebook and Twitter accounts in our report, thanks to an ironclad content strategy boosted by viral posts about successful alumni and record-setting campus moments.

Their Instagram account was nothing to shake a stick at either, as UNK kept its feed jam-packed with content highlighting student life at one of the most popular state universities in the Midwest.

The collage features several social media posts from the University of Nebraska at Kearney. On the left, a photo shows two men wearing pink t-shirts with the slogan "Men of Quality Don't Fear Equality." One man is wearing high-heeled shoes. To the right, there are three social media posts: a Facebook post from September 6, 2023, celebrating a record-breaking volleyball match with 4,003 fans; a Twitter post from @UNKearney celebrating alumnus George "Tyrus" Murdoch; and a video post from July 13, 2023, showing a man playing guitar.

#7



Morehouse College

Instagram #104

Facebook #6

Twitter #5

TikTok #21

DIVISION II

Congratulations to Morehouse College, which made its debut in our Top 10 the year!

The nation's only historically black private liberal arts college for men flexed its muscles on Facebook and Twitter in 2024. High engagement rates on posts celebrating the accomplishments of its students, alumni, and faculty were the norm for the Maroon Tigers.

A strategic and consistent rollout of inspirational milestones, events and speeches – including a commencement address from U.S. President Joe Biden – kept the engagement train rolling for Morehouse College all year long. 💪

morehouse1867 • Follow
Original audio

morehouse1867
#MorehouseBaccalaureate2024: "But all of my help!..."

The senior pastor of the Fellowship Missionary Baptist Church in Chicago, Illinois, Reginald W. Sharpe Jr. '13 (@rwsharpejr), charged the class of 2024 to hold their head up despite looming challenges as they prepare for the world after graduation.

Pastor Sharpe is a charter member of the Academy of Preachers and an inductee into the Morehouse College Martin Luther King Jr. Board of Preachers.

#MorehouseCommencement2024
#Morehouse #Morehouse2024

16,370 likes

Morehouse College
@Morehouse

HBCU's have provided:
40% of black engineers
50% of black teachers
60% of black doctors
80% of black judges
100% of black Vice Presidents

- US Secretary of Education, Miguel Cardona

11:15 AM · Sep 26, 2023 · 120.3K Views

Morehouse College
January 3 ·

#MorehouseisEverywhere: Morehouse College freshman Saxton Moore Jr. '27 debuts his first book, "Born Driven."

This book is an uplifting tale celebrating the power of persistence and big dreams based on the true story of the first African-American NASCAR champion Wendell Scott. "Born Driven" is available at Target, Barnes & Noble, and Amazon.

To learn more about Saxton's book, click the link below:
<https://t.ly/4DIak>

#Morehouse #MorehouseCollege #WellRead

MOREHOUSE FRESHMAN SAXTON MOORE JR. '27 DEBUTS HIS FIRST BOOK, "BORN DRIVEN"

6.2K 380 comments 917 shares

morehousecollege1867
Morehouse College · 2023-8-11

Affirmations for the new chapter 🙌 You're destined for greatness, #Morehouse2027

@hennythabizness

#NSO #Morehouse #MorehouseCollege #MenofMorehouse #Classof2027

9333 452 774

Morehouse College
Affirmations for the new chapter 🙌 You're destined for greatness, #Morehouse2027

#8



Texas Woman's University

Instagram #8 | Facebook #28 | Twitter #22 | TikTok #175

DIVISION II

After ranking No. 54 in last year's report, Texas Woman's University comes blazing onto the scene in 2024, checking in at No. 8 in our third ever D2 engagement report.

The Pioneers relied heavily on Instagram, posting more than four times per week, a strategy that paid off to the tune of a whopping 5.14% engagement rate by follower on Higher Education's most popular social channel.

Amazing photography, and a steady stream of day-in-the-life style content – highlighting the average lives of TWU students – kept the Pioneers' social channels fresh and their audiences plugged in to the institution's digital messages. 📸



#9



Assumption University



#25



#91



#16



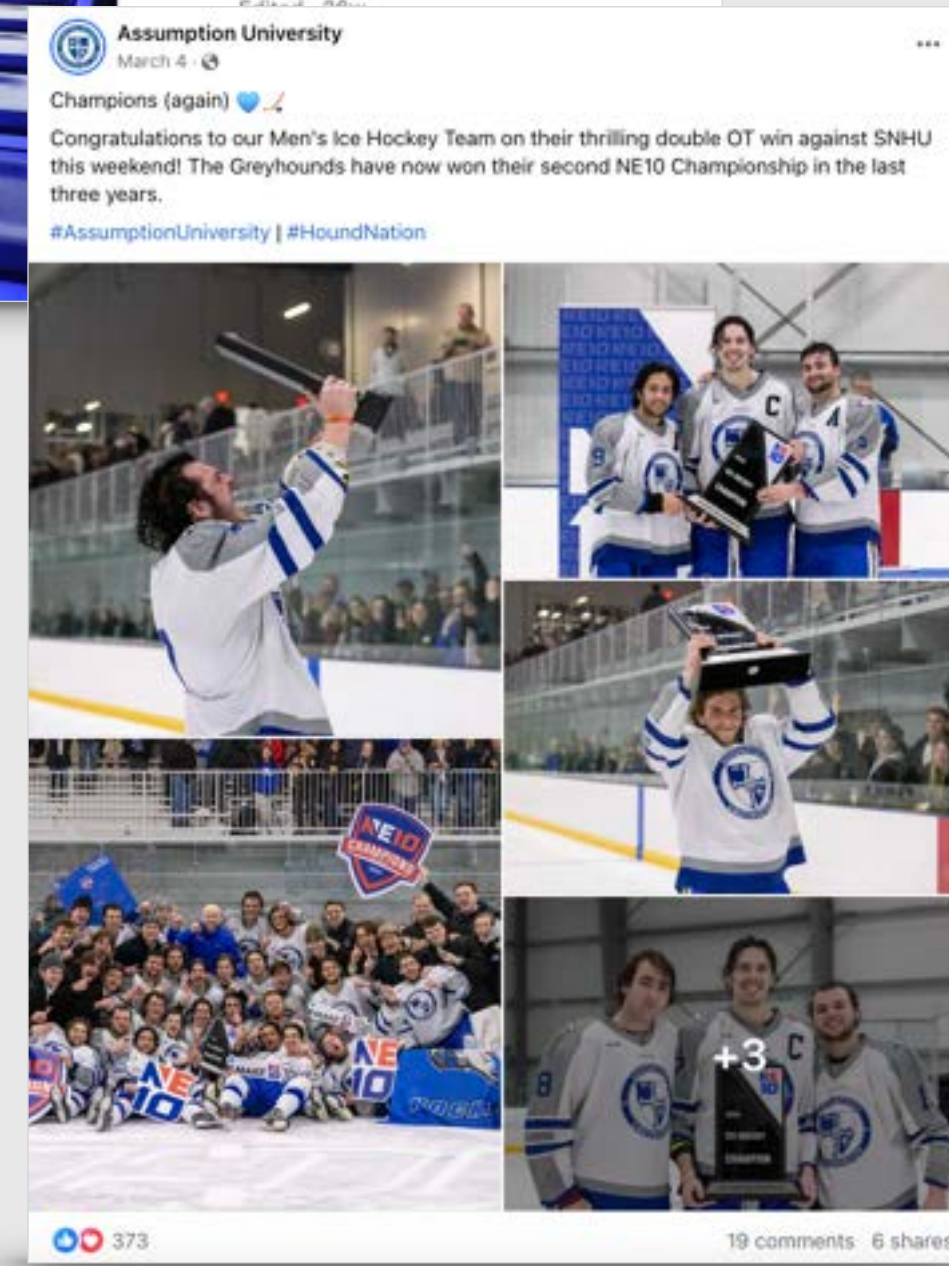
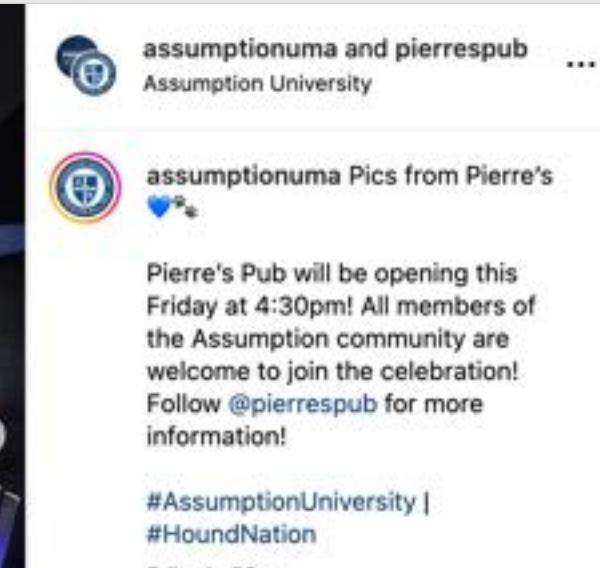

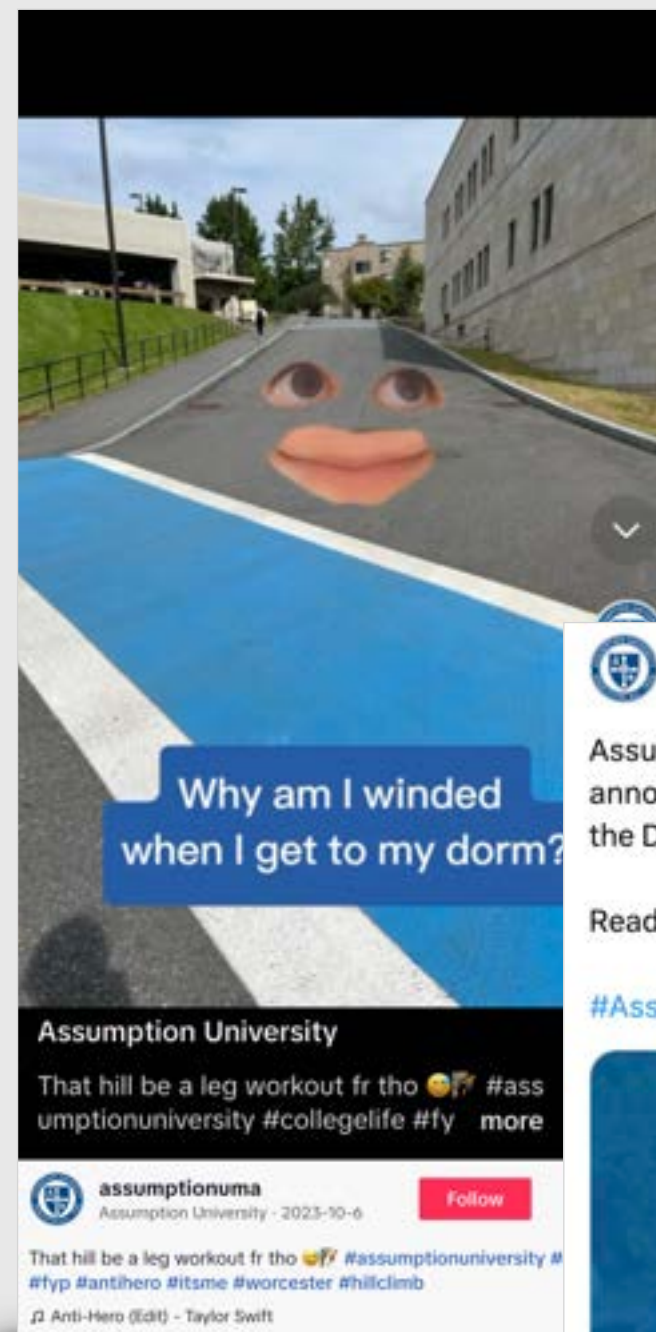
#85

DIVISION II

What better way to get college students hyped on social media than the announcement of a new pub on campus? Assumption University did just that in 2024, stacking up the engagement on Instagram and Twitter in particular. 🍺

Its student body and social media audience is small, but the Greyhounds pack a punch. Perfectly-timed content with a light-hearted tone helped the private institution from Worcester, Massachusetts, return to our Top 10 for the second straight year.

Sprinkle in some hockey, clever TikTok videos, and posts highlighting the human side of its faculty, and AU had another picture-perfect social media formula this year.



#10



Virginia State University

Instagram #34

Facebook #3

Twitter #2

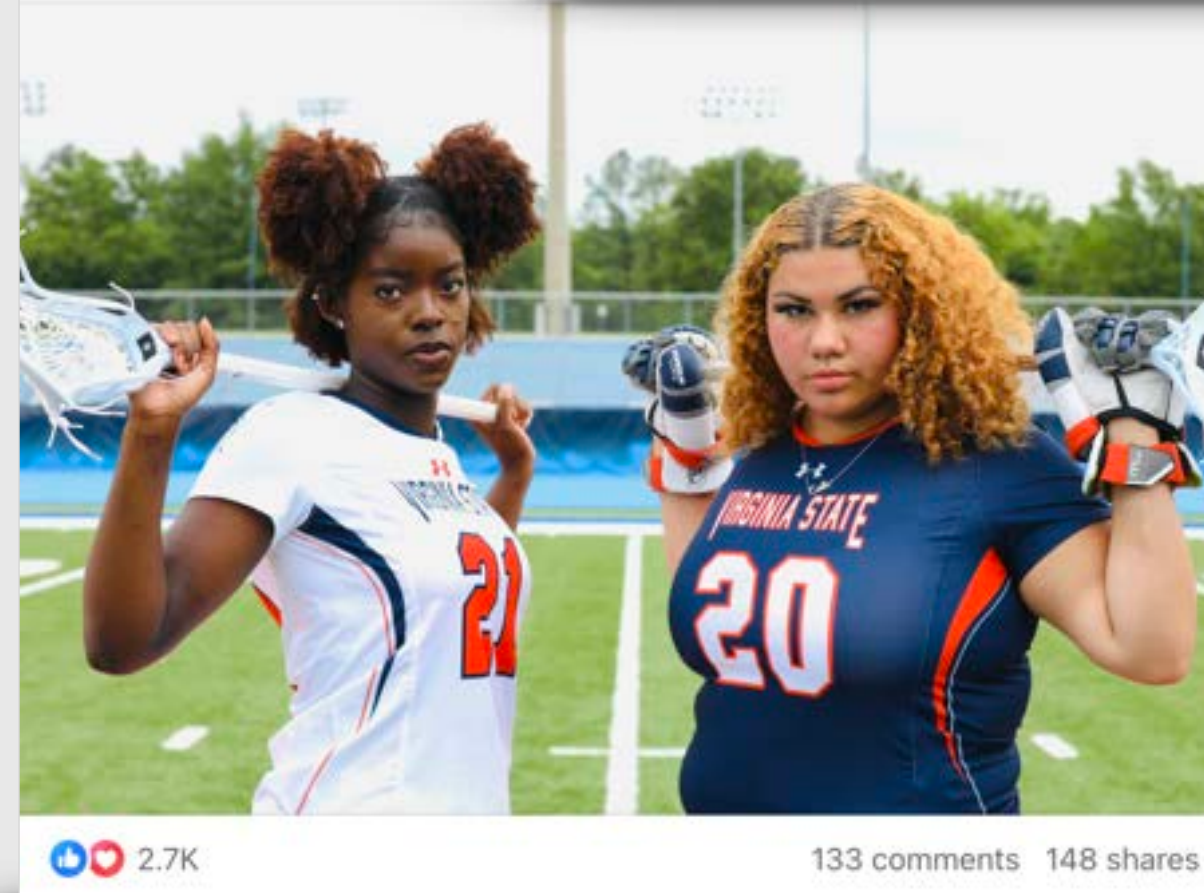
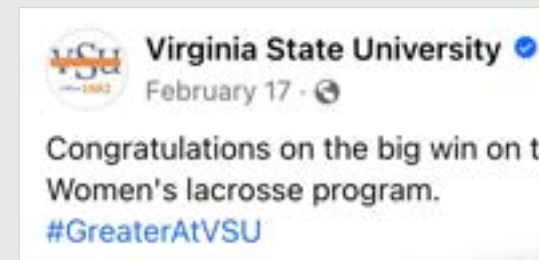
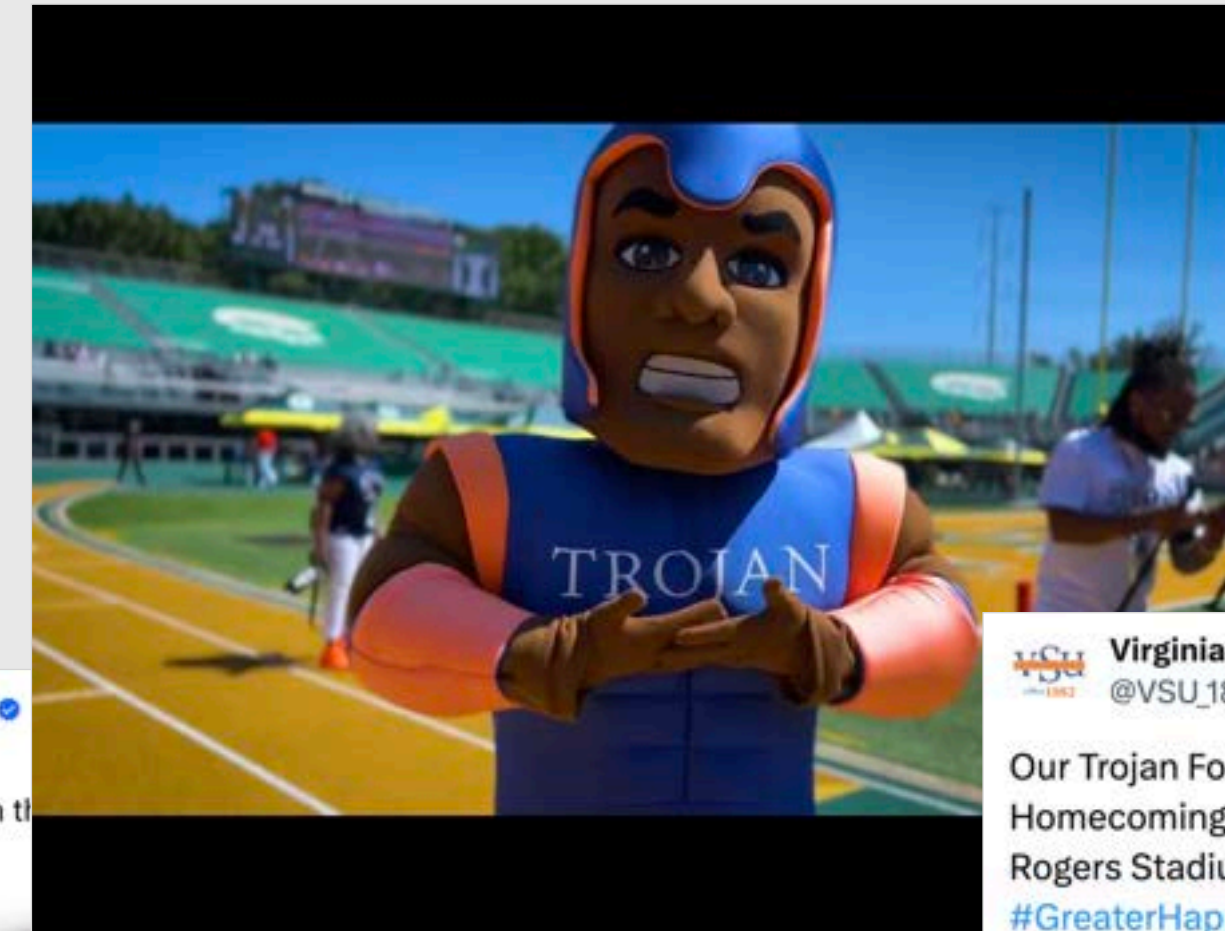
TikTok #175

We've said it before, and we'll say it again, but nothing draws in the engagement as well as athletics in Higher Education social media.

Virginia State University was no exception in 2024, reaching our Top 10 for the first time with a gauntlet of posts celebrating successes of its student-athletes. 📣

The Trojans supplemented their athletics content with posts about their popular marching band, homecoming week, and regular updates about the work being done by its students, faculty, and alumni.

VSU nailed it on Twitter in particular, earning an unusually high engagement rate by follower of 1.24% on a platform that has seen diminished engagement rates in recent years.



RivalIQ + QUID

Full Higher Education Social Media Rankings

DIVISION II



Full Rankings

🏆		📷	f	🐦	🎵
1	Carson-Newman University	24	12	6	20
2	Michigan Technological University	18	32	24	39
3	Southern Connecticut State University	10	77	61	4
4	Harding University	30	20	37	78
5	Angelo State University	11	7	11	175
6	University of Nebraska at Kearney	28	2	1	175
7	Morehouse College	104	6	5	21
8	Texas Woman's University	8	28	22	175
9	Assumption University	25	91	16	85
10	Virginia State University	34	3	2	175






🏆		📷	f	🐦	🎵
11	Missouri University of Science and Technology	41	72	55	48
12	University of Mary	29	19	40	143
13	Colorado School of Mines	16	45	9	175
14	University of California, Merced	27	129	49	39
15	Elizabeth City State University	130	8	11	3
16	University of North Georgia	5	52	47	175
17	Millersville University	36	134	66	13
18	Cedarville University	1	96	181	7
19	Bemidji State University	1	132	134	21
20	University of Central Missouri	69	87	27	38






Full Rankings

🏆		📷	f	🐦	🎵
21	The University of Tampa	26	76	159	5
22	Winston-Salem State University	46	11	15	175
23	Fort Valley State University	50	15	7	175
24	Glenville State University	100	13	14	77
25	Johnson C. Smith University	53	22	3	175
26	Point Loma Nazarene University	42	1	201	27
27	Valdosta State University	3	128	185	5
28	Florida Institute of Technology	86	63	48	43
29	Ouachita Baptist University	21	52	58	175
30	Saint Anselm College	12	49	175	93

🏆		📷	f	🐦	🎵
30	West Chester University of Pennsylvania	17	75	57	175
32	Drury University	51	119	68	67
32	Kutztown University of Pennsylvania	22	40	97	175
34	California State University, Chico	15	189	120	23
35	Cal Poly Humboldt	46	70	107	96
35	Washburn University	84	120	33	44
37	University of Jamestown	65	41	20	175
38	Grand Valley State University	37	110	188	18
39	Ferris State University	127	62	46	35
40	Dallas Baptist University	43	104	35	175

Full Rankings

					
40	Lenoir-Rhyne University	86	21	32	175
42	Tuskegee University	98	18	13	175
43	Colorado Christian University	13	201	92	88
44	Northern Michigan University	58	85	197	12
45	Slippery Rock University of Pennsylvania	67	26	252	2
46	Albany State University (Georgia)	107	4	39	175
46	Franklin Pierce University	69	137	115	42
48	Western Colorado University	5	29	227	168
49	Cal Poly Pomona	30	181	150	45
49	Florida Southern College	32	120	200	52

					
51	Fort Hays State University	19	157	212	34
52	University of Minnesota, Crookston	80	59	184	56
53	University of Texas Permian Basin	7	136	144	175
54	Anderson University (South Carolina)	14	33	239	175
55	Bentley University	39	196	149	53
56	Clark Atlanta University	164	51	85	15
57	Truman State University	57	141	117	118
58	North Greenville University	63	108	82	175
58	The University of Virginia's College at Wise	106	15	89	175
60	Fayetteville State University	166	26	42	94

Full Rankings

DIVISION II

🏆		📷	f	🐦	🎵
61	California State University, Dominguez Hills	20	267	135	54
61	St. Mary's University (Texas)	71	185	137	32
63	Midwestern State University	38	55	193	175
64	Lees-McRae College	75	47	223	82
65	Northwest Missouri State University	103	179	103	16
66	Georgia Southwestern State University	93	43	102	175
66	Oklahoma Baptist University	175	100	45	11
68	William Jewell College	153	77	19	106
69	Rockhurst University	101	149	62	96
70	Eckerd College	56	162	173	63

🏆		📷	f	🐦	🎵
71	Wayne State University (Michigan)	112	103	121	65
72	Walsh University	121	41	56	175
73	California State University, Monterey Bay	77	217	127	23
73	University of Minnesota Duluth	32	249	199	9
75	Newberry College	147	31	28	173
76	Limestone University	159	35	4	175
77	Pittsburg State University	139	34	215	8
77	Shepherd University	162	77	124	10
79	Lee University	3	194	293	45
80	Seton Hill University	98	84	130	133

Full Rankings

🏆		📷	f	🐦	🎵
81	Augustana University (South Dakota)	141	74	30	161
82	Rollins College	91	87	249	33
82	University of Alaska Fairbanks	80	45	217	129
84	Embry-Riddle Aeronautical University (Florida)	68	226	84	107
85	Emporia State University	114	159	43	126
86	Catawba College	74	117	119	175
87	Flagler College	84	156	155	82
88	University of Montevallo	120	64	234	29
89	Minot State University	118	24	136	175
90	Saint Michael's College	111	99	76	175

🏆		📷	f	🐦	🎵
91	California State University, San Marcos	23	299	171	60
92	Minnesota State University, Moorhead	192	94	54	45
93	Clafin University	231	60	26	31
94	Winona State University	113	213	109	36
95	Shippensburg University of Pennsylvania	61	171	179	116
96	University of Illinois at Springfield	121	200	67	81
97	Southwest Minnesota State University	118	107	250	1
98	Young Harris College	127	87	79	175
99	Bowie State University	173	72	7	175
100	Maryville University of Saint Louis	83	215	69	158






Full Rankings






DIVISION II

🏆		📷	f	🐦	🎵
101	University of New Haven	9	244	180	167
102	Fort Lewis College	43	286	64	175
103	Converse University	102	166	107	135
104	West Virginia Wesleyan College	161	14	106	175
105	Texas A&M University-Kingsville	40	71	292	175
106	Mars Hill University	186	66	99	85
107	Colorado Mesa University	48	236	204	90
107	San Francisco State University	72	191	116	175
109	West Texas A&M University	97	17	241	175
110	Point Park University	133	149	176	41

🏆		📷	f	🐦	🎵
111	Ashland University	175	93	128	62
112	California State University, Los Angeles	62	232	105	175
113	Savannah State University	189	36	50	175
114	Fairmont State	150	123	63	155
115	Palm Beach Atlantic University	55	268	247	18
115	West Virginia State University	183	30	96	151
117	Tiffin University	198	112	38	98
118	Delta State University	219	25	10	175
119	Central Washington University	114	57	190	175
120	University of West Florida	72	181	151	175






Full Rankings






					
121	Miles College	280	8	34	50
122	Northern State University	181	87	31	175
123	Southwest Baptist University	94	124	169	175
124	University of Colorado, Colorado Springs	35	220	195	173
125	Minnesota State University, Mankato	135	120	124	145
126	University of Texas at Dallas	52	273	112	175
127	Georgia College	53	104	280	175
128	Dominican University New York	126	96	145	175
129	South Dakota School of Mines & Technology	137	160	60	175
130	Metropolitan State University of Denver	168	147	139	49

					
131	Southern Nazarene University	77	198	293	29
132	PennWest Edinboro	131	174	131	109
133	Lincoln Memorial University	180	82	208	27
134	Virginia Union University	215	52	23	175
135	Menlo College	90	220	182	101
136	Belmont Abbey College	150	195	93	99
137	Northwest Nazarene University	89	210	286	17
138	Emory & Henry College	192	58	75	175
138	Felician University	60	253	293	26
140	University of Central Oklahoma	105	168	142	175

Full Rankings

DIVISION II

					
141	Black Hills State University	121	112	167	175
141	Lander University	65	108	283	175
143	Chadron State College	189	104	41	175
144	University of North Carolina at Pembroke	82	69	293	175
145	Nova Southeastern University	64	252	153	175
146	Arkansas Tech University	168	43	156	175
147	University of Arkansas, Fort Smith	124	181	160	122
147	University of Sioux Falls	164	154	77	152
149	Simon Fraser University	108	209	114	175
150	Lubbock Christian University	218	143	52	84

					
151	Western Washington University	48	211	236	175
152	Central State University	204	85	157	69
153	Union University	94	91	266	175
154	Western Oregon University	77	240	153	175
155	Emmanuel College (Georgia)	91	117	293	133
156	Wingate University	108	129	262	125
157	Daemen University	157	23	271	128
157	Henderson State University	237	66	21	175
159	The University of Texas at Tyler	45	253	224	175
160	Roberts Wesleyan College	168	168	65	175

Full Rankings

🏆		📷	f	🐦	🎵
161	Saint Augustine's University	222	50	90	164
162	LeMoyne-Owen College	258	38	133	72
162	St. Cloud State University	213	151	78	104
164	Lock Haven University of Pennsylvania	157	167	158	127
165	Hawaii Pacific University	114	282	238	23
166	Trevecca Nazarene University	153	157	275	36
167	Bluefield State College	215	165	83	103
168	Gannon University	260	127	29	107
168	Shorter University	175	178	80	175
170	Biola University	58	284	268	120

🏆		📷	f	🐦	🎵
171	Thomas More University	240	229	17	63
172	Bloomsburg University of Pennsylvania	143	233	216	59
172	Spring Hill College	148	148	210	140
174	California State University, San Bernardino	145	268	128	111
175	University of Findlay	153	186	232	75
176	Southern Arkansas University	163	37	265	175
177	Ohio Dominican University	246	162	95	55
178	Goldey-Beacom College	153	187	160	153
179	American International College	201	264	71	71
180	California State University, Stanislaus	182	258	177	13






Full Rankings






DIVISION II

🏆		📷	f	🐦	🎵
181	St. Edward's University	75	278	263	124
182	Lake Superior State University	205	39	192	175
182	Southern New Hampshire University	225	160	132	74
182	Wayne State College (Nebraska)	234	10	163	175
185	Quincy University	256	111	36	158
186	Mansfield University of Pennsylvania	189	162	104	175
187	Northwestern Oklahoma State University	227	101	91	175
188	Mississippi College	86	274	291	88
188	University of Charleston (West Virginia)	131	95	293	175
188	University of Puerto Rico, Rio Piedras	187	135	141	175

🏆		📷	f	🐦	🎵
191	East Stroudsburg University of Pennsylvania	108	270	169	175
191	Missouri Western State University	252	197	72	57
193	Adams State University	215	137	126	141
194	Davis & Elkins College	221	56	165	175
195	Benedict College	255	96	59	175
196	University of Indianapolis	207	255	53	119
197	Lewis University	212	170	100	149
198	Molloy University	133	216	230	136
199	Chaminade University	141	241	168	160
200	Indiana University of Pennsylvania	135	171	242	175






Full Rankings






					
201	University of Bridgeport	172	247	196	72
201	Westmont College	220	204	70	145
203	Augusta University	150	251	243	66
203	Western New Mexico University	258	115	171	58
205	Westminster College (Utah)	140	208	274	104
206	Texas A&M International University	94	217	287	175
207	Concordia University, Irvine	192	233	174	80
208	Allen University	200	5	293	175
208	Saginaw Valley State University	188	146	264	87
210	Edward Waters University	271	132	25	175

					
210	Queens College (New York)	127	272	253	95
210	University of Puerto Rico, Mayaguez	236	140	87	175
213	University of South Carolina Aiken	144	225	187	175
214	Vanguard University	117	303	293	50
215	Concord University	278	125	109	92
216	University of South Carolina Beaufort	201	187	139	155
217	Hillsdale College	225	141	122	175
218	Northwood University	248	145	74	175
219	New Mexico Highlands University	167	238	145	175
220	Francis Marion University	239	154	86	175

Full Rankings






DIVISION II

					
221	McKendree University	233	125	142	163
221	Regis University (Colorado)	124	277	205	166
223	PennWest California	208	60	272	153
224	Sul Ross State University	286	137	18	175
224	University of Alabama in Huntsville	171	176	213	171
226	Oklahoma Christian University	201	248	81	175
227	Montana State University, Billings	138	207	251	175
228	Lincoln University (Pennsylvania)	232	189	88	175
228	Thomas Jefferson University	196	298	51	175
230	Adelphi University	159	263	221	115






					
231	Missouri Southern State University	253	193	94	132
232	Livingstone College	247	80	246	112
233	Lane College	292	64	113	175
234	Eastern New Mexico University	251	80	194	162
235	Southwestern Oklahoma State University	179	115	293	175
236	Pace University	146	282	224	147
237	Southern Wesleyan University	183	192	239	150
238	Lynn University	149	265	214	175
239	Ursuline College	243	224	73	175
240	Upper Iowa University	282	228	44	123






Full Rankings

					
241	West Liberty University	229	179	206	117
242	Malone University	174	203	235	175
242	St. Thomas Aquinas College	229	227	101	175
244	University of Missouri-St. Louis	300	48	255	61
245	PennWest Clarion	209	236	245	67
246	Chowan University	270	181	123	130
247	University of Mount Olive	266	175	97	175
248	Barton College	245	83	270	139
249	Salem University (West Virginia)	264	152	145	175
250	Saint Leo University	198	212	220	175






					
251	Southeastern Oklahoma State University	291	112	138	175
252	Jessup University	223	275	186	102
253	University of Pittsburgh, Johnstown	234	152	218	175
254	Lincoln University (Missouri)	279	173	111	175
255	California State University, East Bay	196	287	166	175
256	Kentucky State University	286	102	178	175
257	Lake Erie College	263	213	160	130
258	Columbus State University	211	255	191	175
259	Colorado State University Pueblo	192	270	222	175
260	Kentucky Wesleyan College	288	206	164	110






Full Rankings

					
261	Saint Martin's University	302	129	258	69
262	University of West Alabama	296	66	293	138
263	Roosevelt University	206	295	284	99
264	Newman University	265	266	227	78
265	Purdue University Northwest	228	239	237	175
266	Mercy University	178	301	290	169
267	Auburn University at Montgomery	242	250	209	175
267	Georgian Court University	301	223	118	175
269	Wheeling University	303	143	197	175
270	Sonoma State University	185	294	288	175






					
271	Academy of Art University	223	304	293	90
272	Concordia University, St. Paul	210	291	281	142
272	Holy Family University	214	262	269	175
274	Azusa Pacific University	238	260	226	175
275	King University	240	198	293	175
276	Fresno Pacific University	267	281	257	75
277	Erskine College	268	241	203	175
278	Christian Brothers University	257	245	231	175
279	Dominican University of California	299	201	202	165
280	Coker University	276	245	260	114

Full Rankings

					
281	Bloomfield College	303	241	152	175
282	University of Arkansas, Monticello	283	176	259	175
283	Shaw University	290	233	189	175
284	University of Hawaii at Hilo	243	300	219	175
285	Tusculum University	293	220	244	137
286	Barry University	249	289	233	169
286	East Central University	284	217	229	175
288	D'Youville University	262	288	207	175
288	Rogers State University	280	204	255	175
290	College of Staten Island	254	296	248	144

					
291	University of the District of Columbia	295	290	148	175
292	Frostburg State University	260	260	278	148
293	Caldwell University	249	275	279	157
294	Cameron University	297	278	183	175
295	Seattle Pacific University	271	302	282	113
296	Chestnut Hill College	275	255	261	175
297	University of Alaska Anchorage	271	259	266	175
297	University of Puerto Rico, Bayamon	276	230	285	175
299	Post University	289	292	254	120
300	Northeastern State University	285	231	276	175

Full Rankings

					
301	University of Wisconsin-Parkside	271	285	273	172
302	Wilmington University (Delaware)	297	297	211	175
303	Davenport University	268	293	289	175
304	Clayton State University	294	280	277	175

RivalIQ + QUID

Together, Rival IQ and Quid help you:



Supercharge your social landscape

Track results across all social profiles, including engagement, influencers, social bios, and sentiment—for you and your competitors.



Stay ahead of your competition

Conduct competitive analysis in minutes. Monitor your industry, create benchmarks, and evaluate competitor activity in time to respond before the market shifts direction.



Do more with your social data

Dive deeper into your social media analytics for Facebook, Instagram, Twitter, LinkedIn, YouTube, TikTok, boosted post detection, hashtag analysis, and so much more.

[GET YOUR FREE TRIAL ▶](#)